



**Kingbo Door & Window System Hardware Co., Ltd.**  
**CTY TNHH DỊCH VỤ & THƯƠNG MẠI TRUNG QUÂN**

Factory Address: Zhangbian Nan Industry Zone, Gaobian Village,  
Shishan Town, Nanhai District, Foshan, Guangdong, China

Vietnam Office Address: ĐỊA CHỈ: YÊN KIỆN- NGỌC HỒI - THANH TRÌ - HÀ NỘI

PHONE : +84 977 734 016; +84 979 266 484

E-MAIL: trungtruc.quocan@gmail.com

Website: phukiencuakingbo.com



Scan to learn more information



# ABOUT KINGBO


Founded in 2003, KINGBO HARDWARE is a leading construction hardware provider, which engaged in researching, developing, manufacturing, and marketing of Door & Window System Hardware.

From founded the company to now, KINGBO always performs "SUPER" as our management idea. That is "Satisfaction of the Customer"; "Unique Design & Unlimited Innovation"; "Product Quality Supreme"; "Earnest Working"; "Research & Development". With the guarantee of the product design and quality, KINGBO keeps reaching & innovation, and comes up with a new way - To CUSTOMIZED Door & Window System Hardware. After several years accumulation and precipitation, KINGBO is well-known in the field of door & window system hardware customized. Till today, KINGBO have more than 800 Unique Customized Customers, and obtained huge support and compliment from each of the customer including worldwide.

In the future, KINGBO will continue our hardware customized solution , keep reaching & innovation and fasten the pace of new products development. Thus to solve the problems response inquiries of each customers.

KINGBO is always your best and most reliable partner in supplying Door & Window System Hardware. And KINGBO will always be your best choice in China. Welcome to visit us!

## Brand History



KINGBO HARDWARE LOGO was designed by Jack Lin and his management team. First of all, the LOGO is designed by the first letter of our company name "KING BO", that is "K"(Yellow), "B"(Brown);When "K"& "B" Combines together, you can see both "K" "B" and "R". That means KINGBO IS ALWAYS WITH YOU, AND KINGBO IS YOUR RIGHT CHOICE.

Original intention of our LOGO is to combine these letters to be an opening window sash.That means "OPEN FOR THE NEW HOPE"and "OPEN FOR A BETTER LIFE".

With the globalization of KINGBO HARDWARE, our LOGO is well-known by a lot hardware users. And since KINGBO LOGO design looks like a famous car logo in the world ( Rolls-Royce), more and more people called our brand as "Rosla"(means as distinguished as Rolls-Royce).

## Management Idea

KINGBO OPERATE " **SUPER** "AS OUR MANAGEMENT IDEA

"**S**" Means "Satisfaction of the Customer";

"**U**" Means "Unique Designed & Unlimited Innovation";

"**P**" Means "Product Quality Supreme";

"**E**" Means "Earnest Working";

"**R**" Means "Research & Development".

## Company Culture

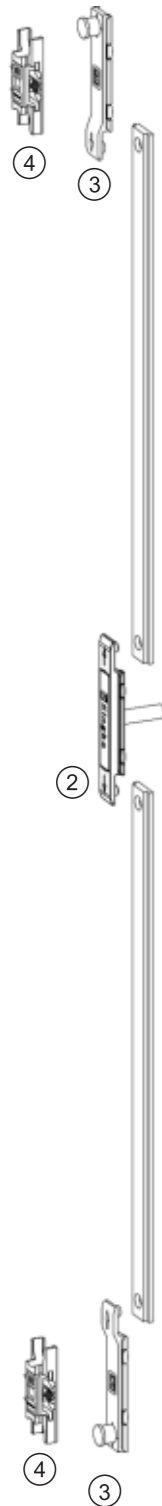
**Our Vision:** Let Kingbo products world- wide known!

**Our Mission:** Create a platform for employees; create values for customers!

**Our Value:** Innovation, development, honesty, diligent!

### 55 Series Casement Window System

### 55 Series Folding Door System



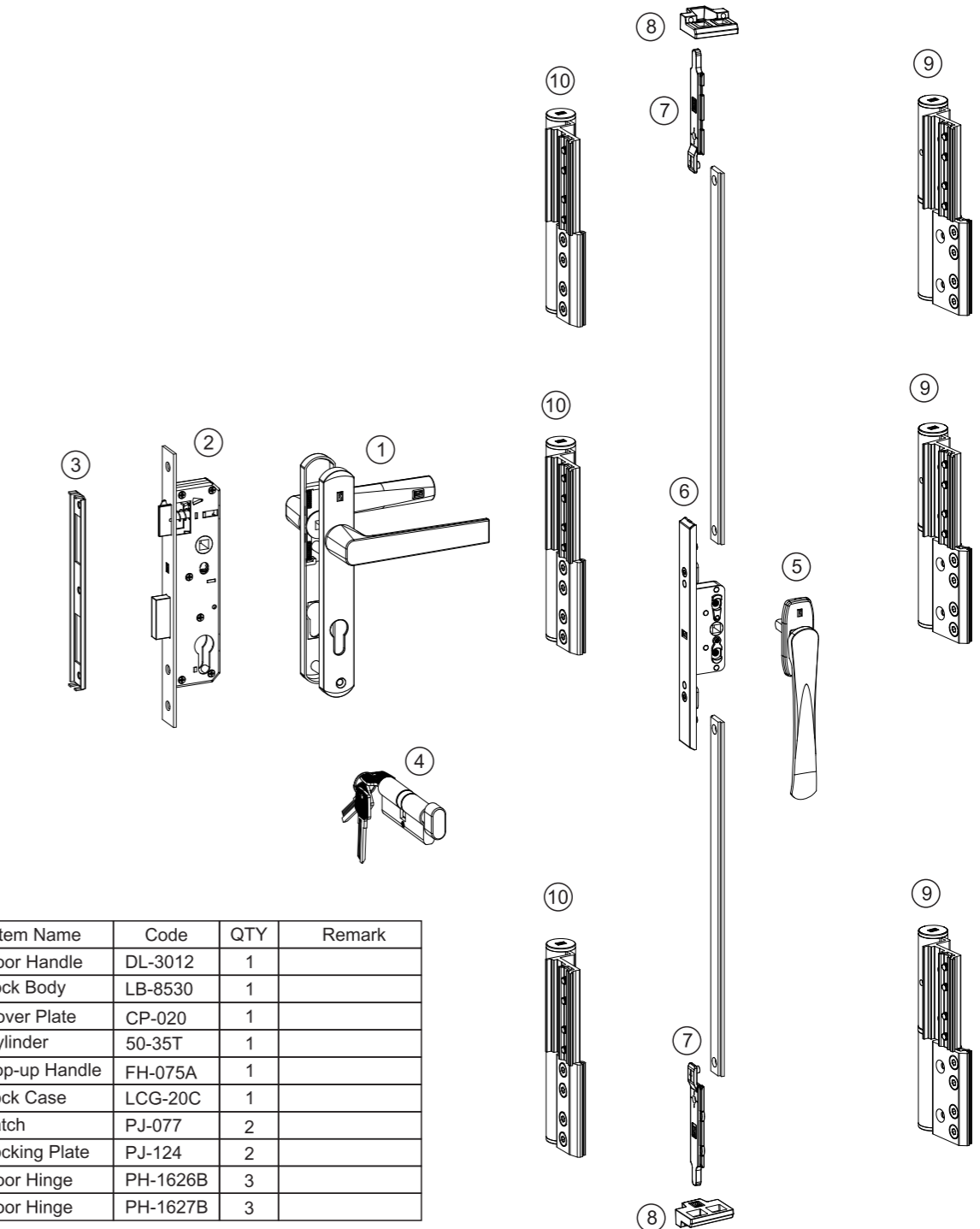

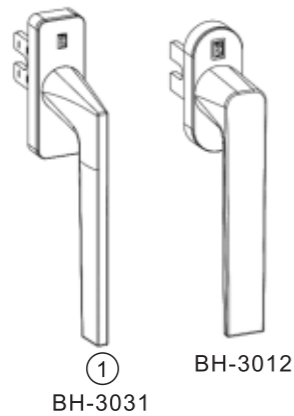
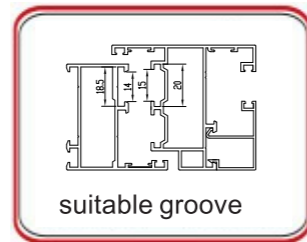
NO.	Item Name	Code	QTY	Remark
①	Handle	BH-3031	1	More Options Available
②	T-connector	PJ-003	1	
③	Locking Point	PJ-074T	2	
④	Locking Plate	PJ-075CT	2	
⑤	Friction Stay	HC-F12C	1	

**Attention**

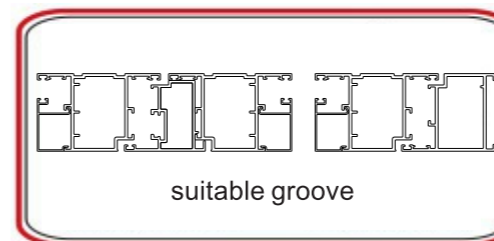
- 1. This component is suitable for sash window with C-groove aluminum alloy profiles.
- 2. The corners of the window frame and sash must be fixed.

**Instruction**

- 1. Recommended distance between lock point within 400mm.
- 2. Sash dimension: width 400-800mm,height 600-1800mm.
- 3. Suggestion proportion(height/width):1.5:1.
- 4. The height and width all refer to the distance of the sash notch.



NO.	Item Name	Code	QTY	Remark
①	Door Handle	DL-3012	1	
②	Lock Body	LB-8530	1	
③	Cover Plate	CP-020	1	
④	Cylinder	50-35T	1	
⑤	Pop-up Handle	FH-075A	1	
⑥	Lock Case	LCG-20C	1	
⑦	Latch	PJ-077	2	
⑧	Locking Plate	PJ-124	2	
⑨	Door Hinge	PH-1626B	3	
⑩	Door Hinge	PH-1627B	3	



**Attention**

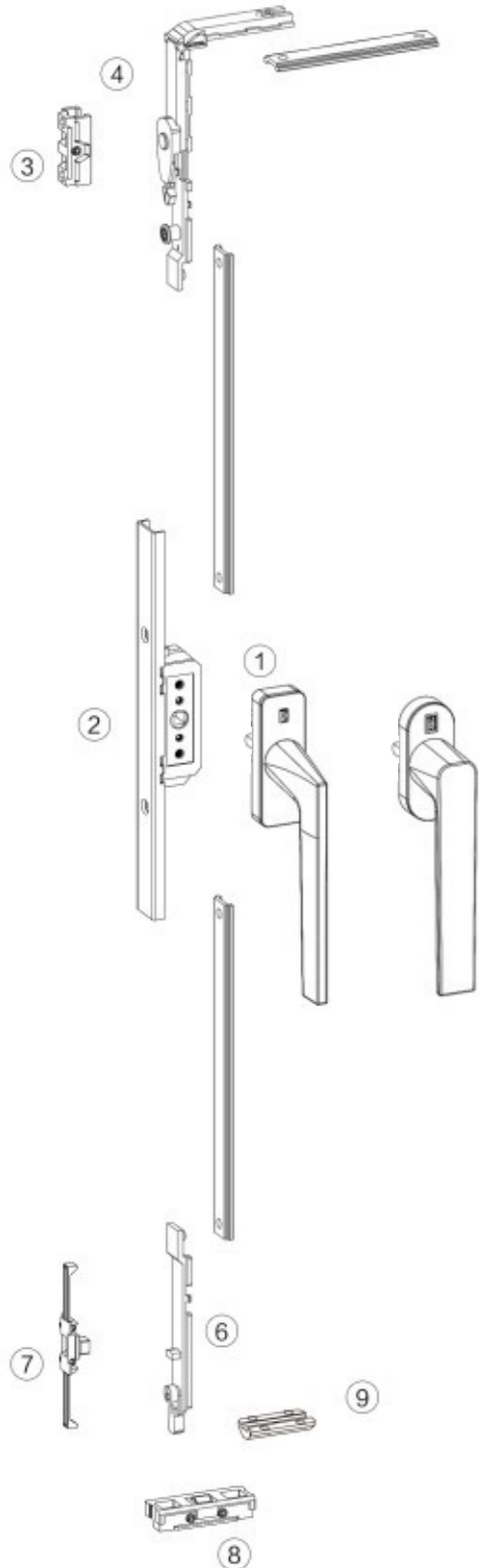
- 1. This component is suitable 55 series folding door system aluminum alloy profiles.
- 2. The corners of the window frame and sash must be fixed.

**Instruction**

- 1. Recommended distance between lock point within 400mm.
- 2. Sash dimension: width 400-800mm,height 600-1800mm.
- 3. Suggestion proportion(height/width):1.5:1.
- 4. The height and width all refer to the distance of the sash notch.



### XT90-001FC C-groove Tilt & Turn System



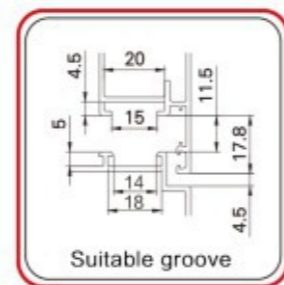
NO.	Item Name	Code	QTY	Remark
①	Handle	FH-3031	1	More Options Available
②	Lock Case	XT-KB01C-01	1	
③	Locking Plate	XT-KB01C-02	1	
④	Corner Device with Anti-error	XT-KB01C-03	1	
⑤	Upper Friction Stay	XT-KB01C-04	1	
⑥	Transmission Rod	XT-KB01C-05	1	
⑦	Overturn Support	XT-KB01C-06	1	
⑧	Locking Plate	XT-KB01C-07	1	
⑨	Support Block	XT-KB01C-08	1	
⑩	Bottom Friction Stay	XT-KB01C-09	1	

**Attention**

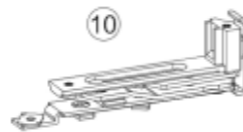
- 1.This system is suitable for the Euro-groove aluminum profile.
- 2.The connecting parts of corners between frame and sash should be strong and durable.

**Instruction**

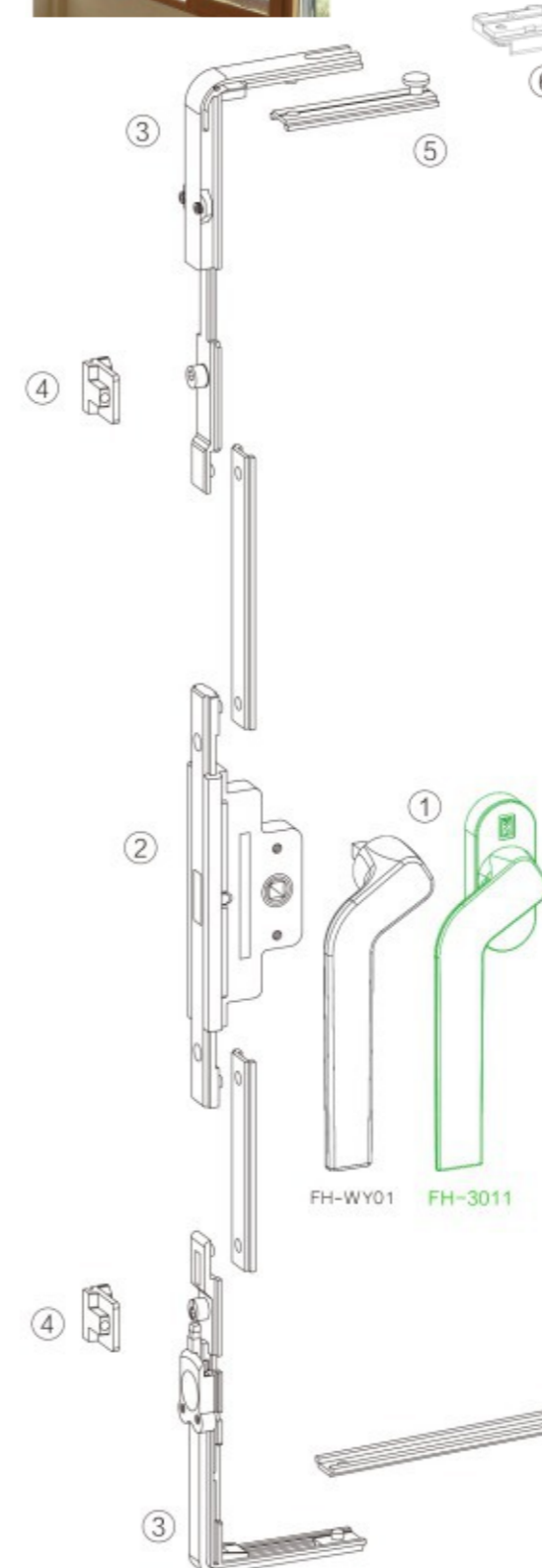
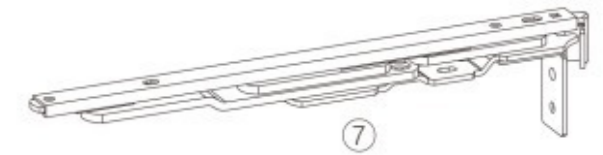
- 1. The window which using such system, making its height 600-1500mm,width 450-800mm.
- 2. Suggested window height/width ratio is 1.5:1.
- 3."Heights"and"widths"here mean the distances between the top surfaces of 2 grooves.



Suitable groove



### XT-002YC C-groove Open-out Tilt & Turn System



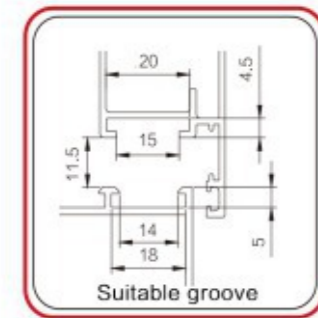
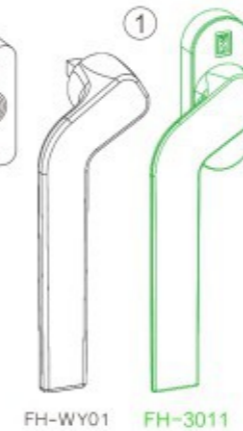
NO.	Item Name	Code	QTY	Remark
①	Handle	FH-WY01	1	More Options Available
②	Lock Case	XT-002YC-01	1	
③	Corner Device	XT-002YC-02	2	
④	Locking Plate	XT-002YC-03	2	
⑤	Transmission Rod	XT-002YC-04	1	
⑥	Locking Plate	XT-002YC-05	1	
⑦	Upper Friction Stay	XT-002YC-06	1	
⑧	Bottom Friction Stay	XT-002YC-07	1	
⑨	Handle	XT-002YC-08	1	
⑩	Anti-drop Hinge	XT-002YC-09	1	

**Attention**

- 1.This system is suitable for the Euro-groove aluminum profile.
- 2.The connecting parts of corners between frame and sash should be strong and durable.

**Instruction**

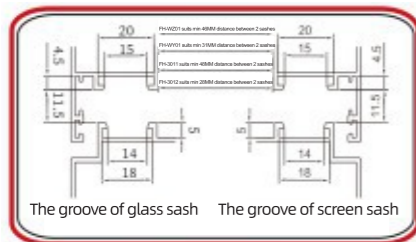
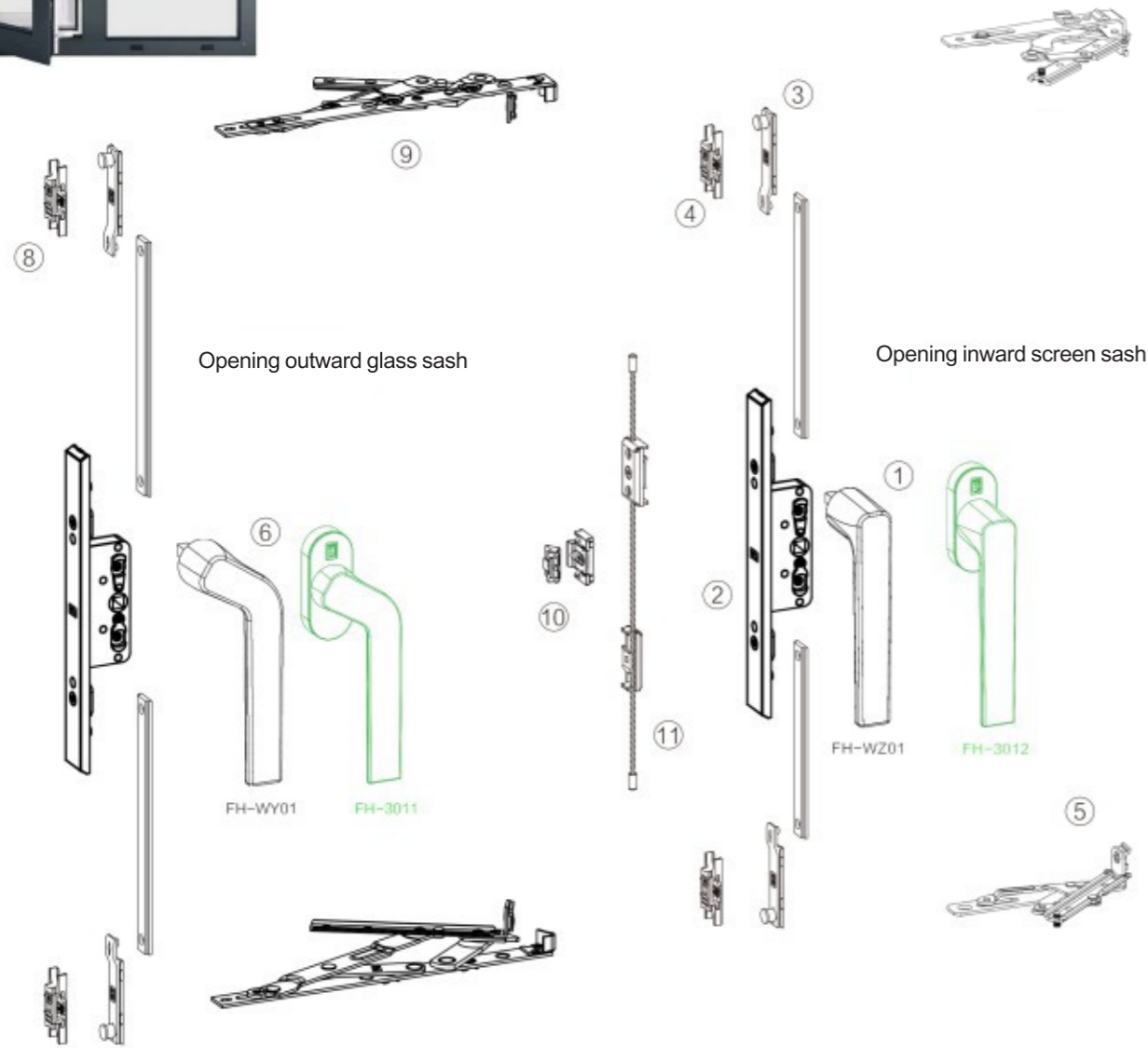
- 1.Recommended distance between 2 lock bases is within 400mm.
- 2.The window which using such system, making its height 600-1800mm,width 450-800mm.
- 3. Suggested window height/width ratio is 1.5:1.
- 4."Heights"and"widths"here mean the distances between the top surfaces of 2 grooves.



Suitable groove



### Casement Window with Screen Sash System



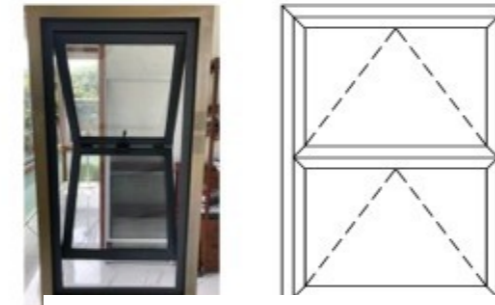
**Attention**

1. This component is suitable for the aluminum alloy profiles of window screen integration with Euro-standard grooves.
2. The corner splicing of frame and sash must be firm and reliable.

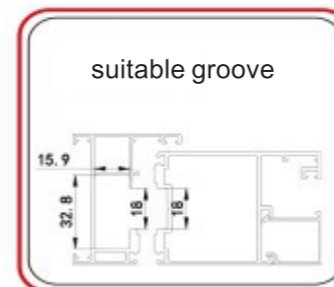
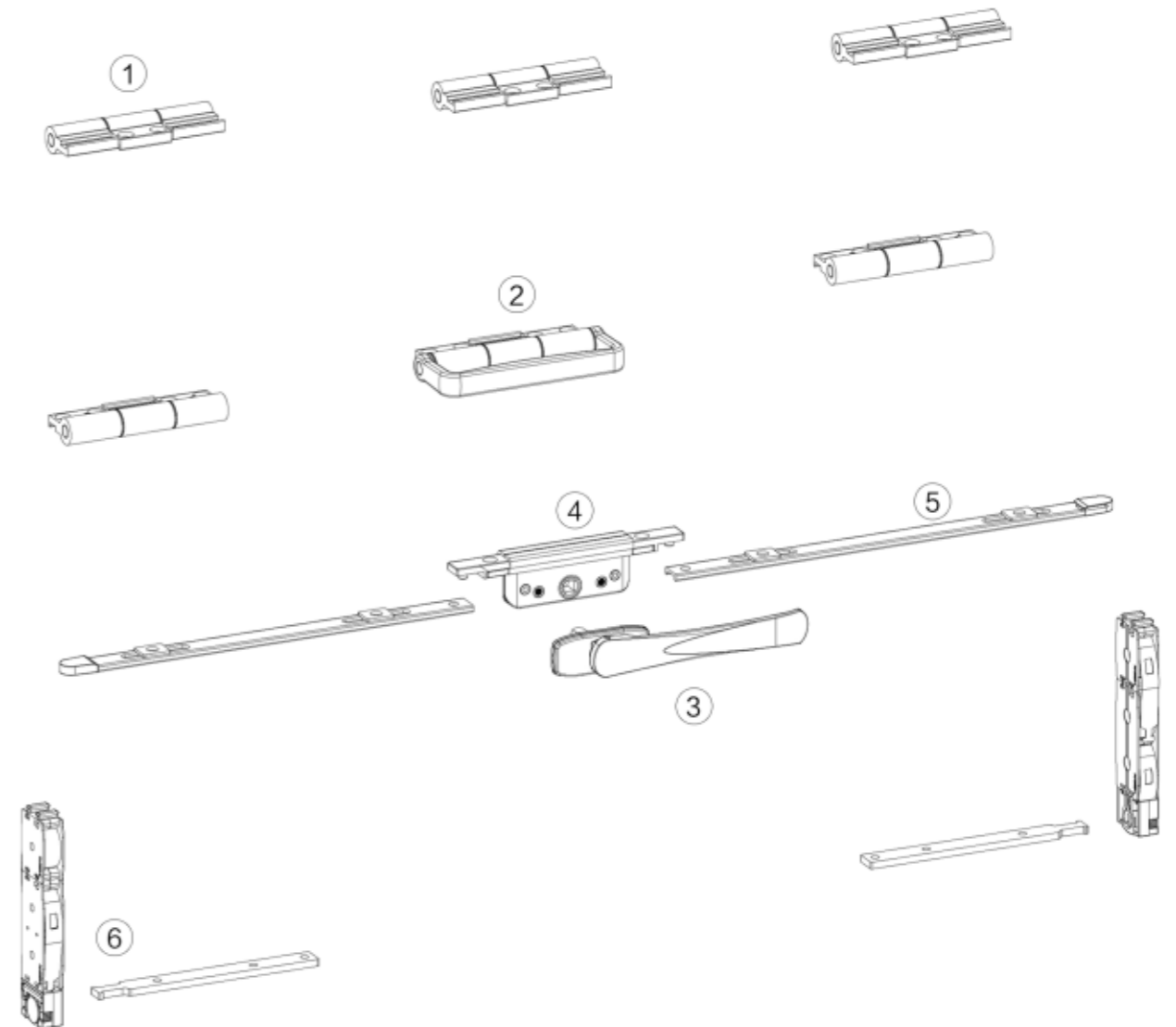
**Instruction**

1. It is recommended that the locking point distribution spacing be kept within 400mm
2. It can meet the window type within the range of sash width 400mm-800mm and sash height 600-1800mm
3. It is recommended that the window type ratio (height/width) be kept at 1.5:1
4. The height and width refer to the reserved distance of the window sash

NO.	Item Name	Code	QTY	Remark
1	Handle	FH-WZ01	1	More Options Available
2	Lock Case	LCG-15C	1	Depends on Aluminum System
3	Locking Point	PJ-074T	4	
4	Locking Plate	PJ-075CT	2	
5	Conceal Hinge	HH-C16P	1	More Options Available
6	Handle	FH-WY01	1	More Options Available
7	Lock Case	LCG-30C	1	Depends on Aluminum System
8	Locking Plate	PJ-075CT	2	
9	Friction Stay	HC-F12C	2	Depends on Aluminum System
10	Middle Lock Plate	PJ-111CB	1	
11	Anti-drop Hinge	PH-5201C	1	



### Up-folding Window System



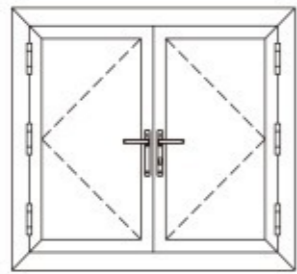
**Attention**

1. This component is suitable for the aluminum alloy profiles of vertical folding window.
2. The corner splicing of frame and sash must be firm and reliable.

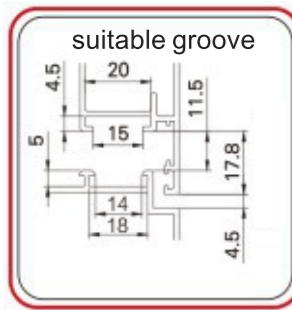
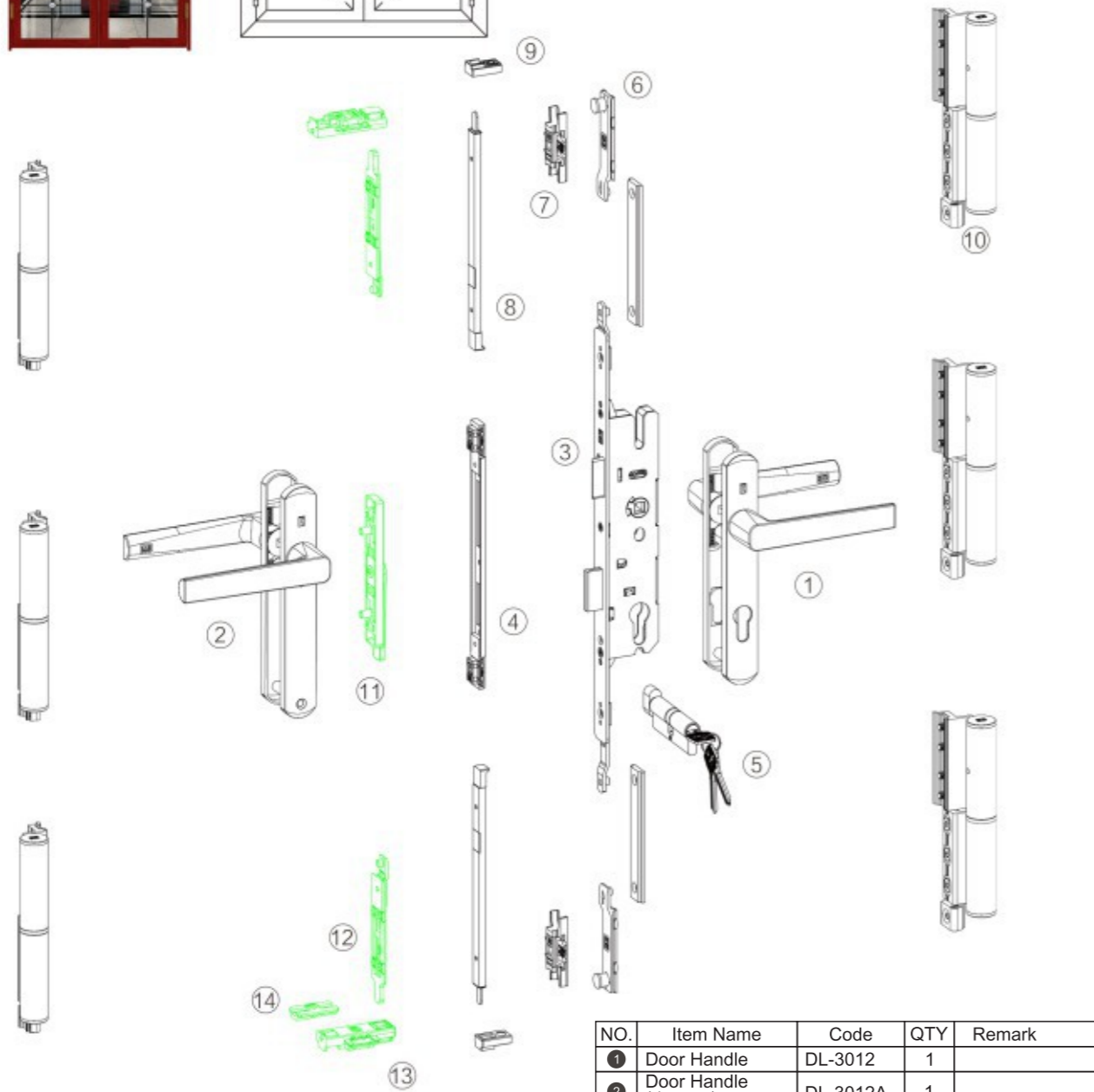
**Instruction**

1. Coil springs can be increased up to 6.
2. The height of window sash is recommend not to exceed 1200mm.
3. Width/height both refer to the distance of window sash grooves.

NO.	Item Name	Code	QTY	Remark
1	Hinge	PH-1150	5	
2	Handle Hinge	PH-1353	1	
3	Pop-up Handle	FH-075A	1	
4	Lock Case	LC-15A	1	
5	Latch Rod	TR-010	2	
6	Lifting & positioning Balancer	PJ-093	2	



### C-groove Double Sash Swing Door System



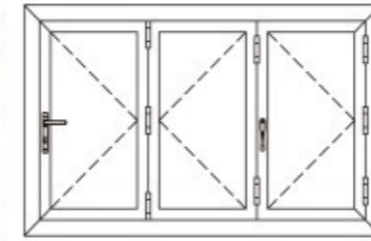
**Attention**

- 1. This component is suitable for the aluminum alloy profiles of Euro-standard grooves casement door series.
- 2. The corner splicing of frame and sash must be firm and reliable.

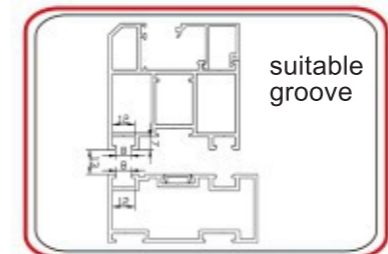
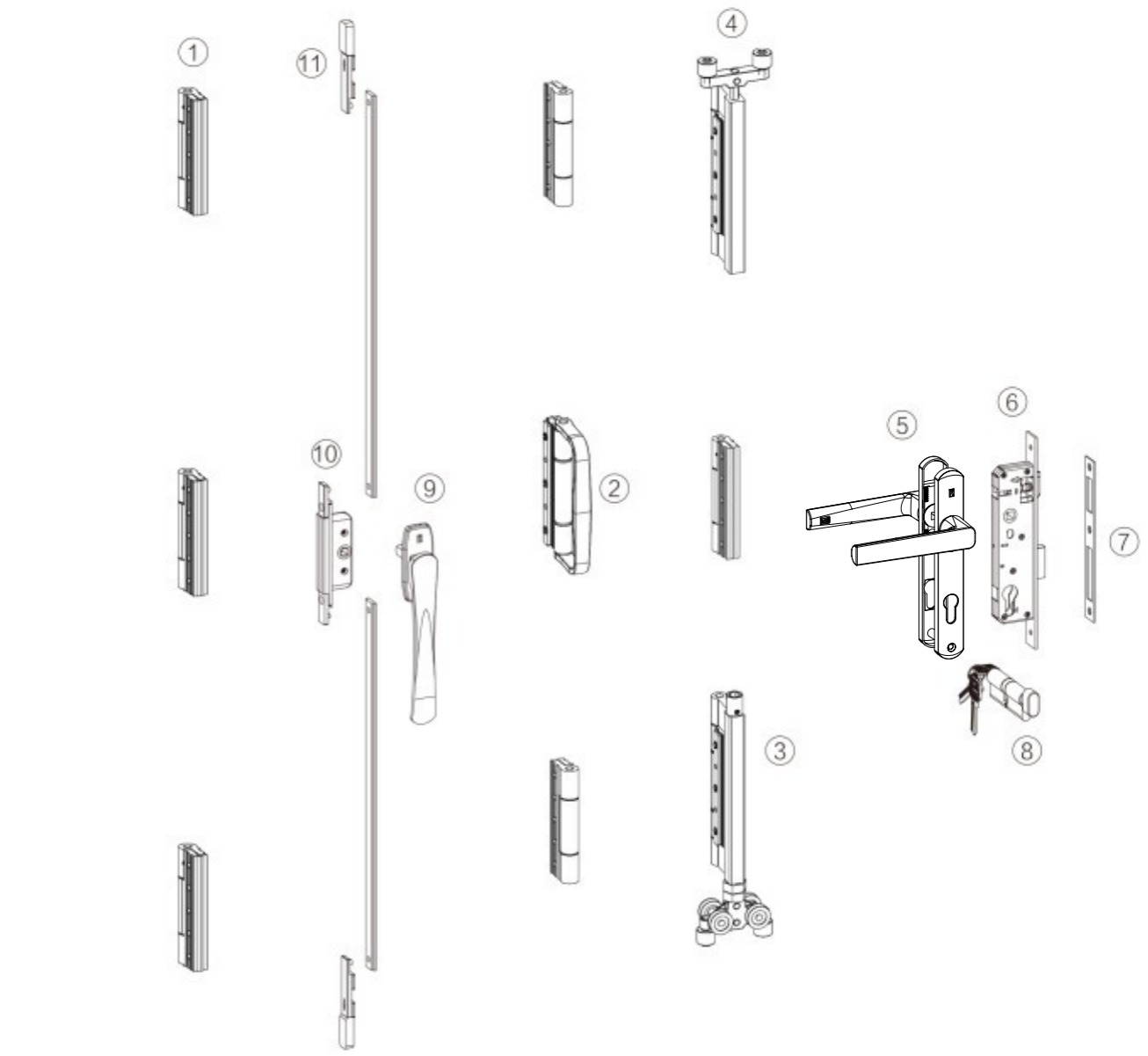
**Instruction**

- 1. Choosing different hinge according to the profiles, please see hinges series for specific parameters.
- 2. Spindle length L= sash thickness+(30-48), screw (M5) length= sash thickness+(11-17)
- 3. This configuration is for reference only; variety lock points and lock case available option, please see accessory series for details; variety casement door locks available option, please see casement door locks series for details.

NO.	Item Name	Code	QTY	Remark
1	Door Handle	DL-3012	1	
2	Door Handle (dummy)	DL-3012A	1	
3	Lock Body	LB-88535D	1	
4	Cover Plate	CP-007C	1	
5	Lock Cylinder	30-50T	1	
6	Locking Point	PJ-74T	2	
7	Locking Plate	PJ-075CT	2	
8	Latch	FB-004	2	
9	Locking Plate	PJ-017	2	
10	Door Hinge	PH-1623	6	(L&R)
11	Latch	PJ-008	1	More Options Available
12	Latch	PJ-0077	2	More Options Available
13	Locking Plate	PJ-105CT	2	More Options Available
14	Supporting Block	PJ-013	1	More Options Available



### 80 Series Folding Door System



**Attention**

- 1. This component is suitable for the aluminum alloy profiles of 80 Series Folding Door System
- 2. The corner splicing of frame and sash must be firm and reliable.

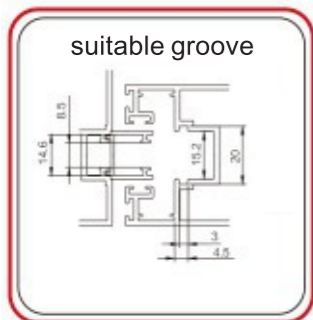
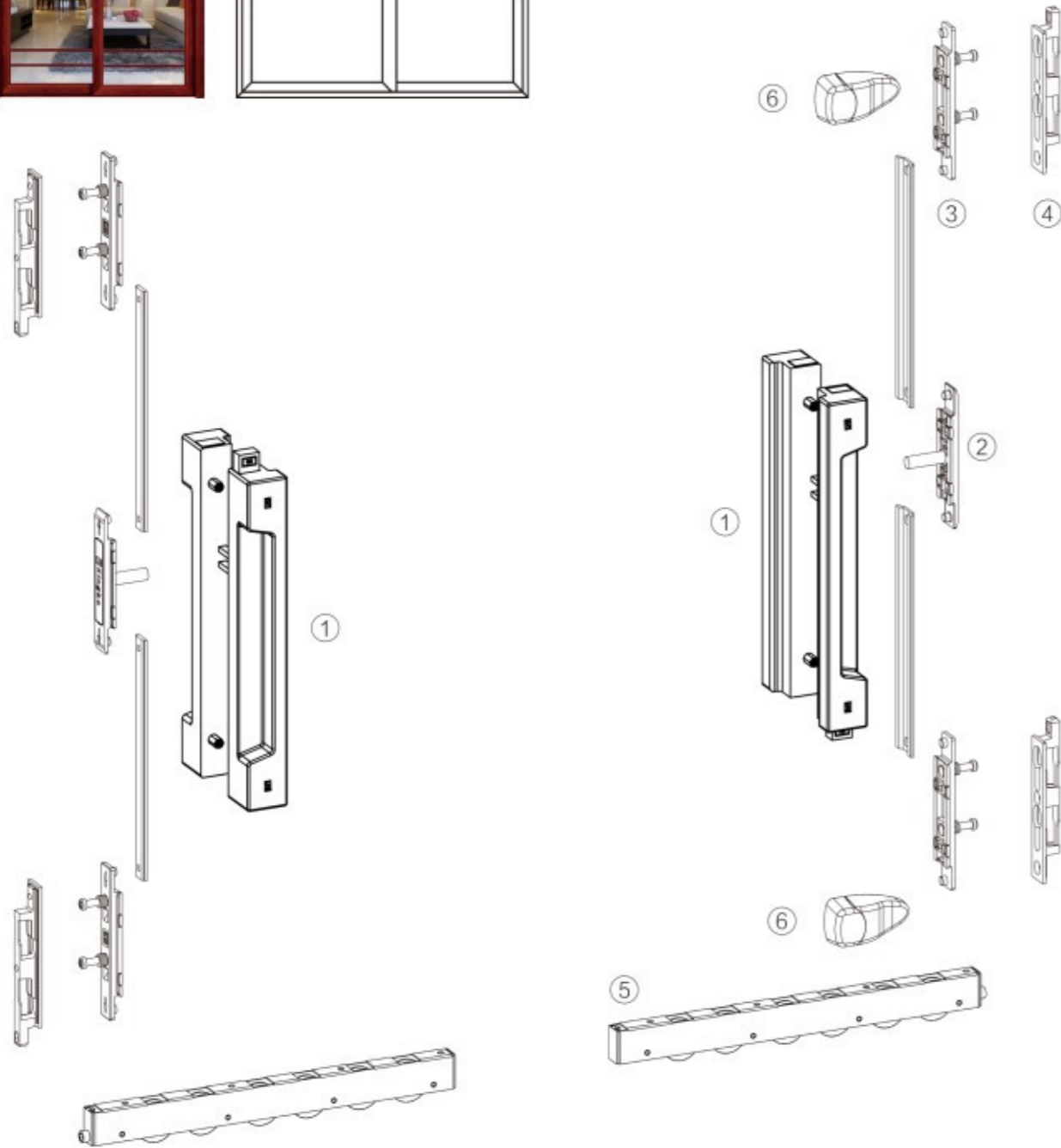
**Instruction**

- 1. Customers must provide track spacing before ordering accessories.
- 2. The maximum recommended size of a single door is W800mm, H3000mm.

NO.	Item Name	Code	QTY	Remark
1	Side Hinge	PH-2631	6	
2	Handle Hinge	PH-2632	1	
3	Bottom Roller Hinge	PH-2633	1	
4	Guide Roller Hinge	PH-2634	1	
5	Door Handle	DL-3012	1	
6	Lock Body	LB-8530	1	
7	Cover Plate	CP-001	1	
8	Lock Cylinder	50-50T	1	
9	Pop-up Handle	FH-075A	1	
10	Lock Case	LC-15A	1	
11	Latch Rod	PJ-018S	2	



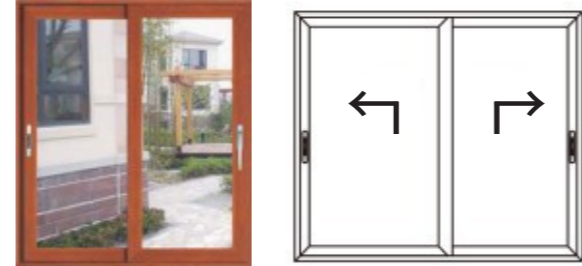
Sliding Door System



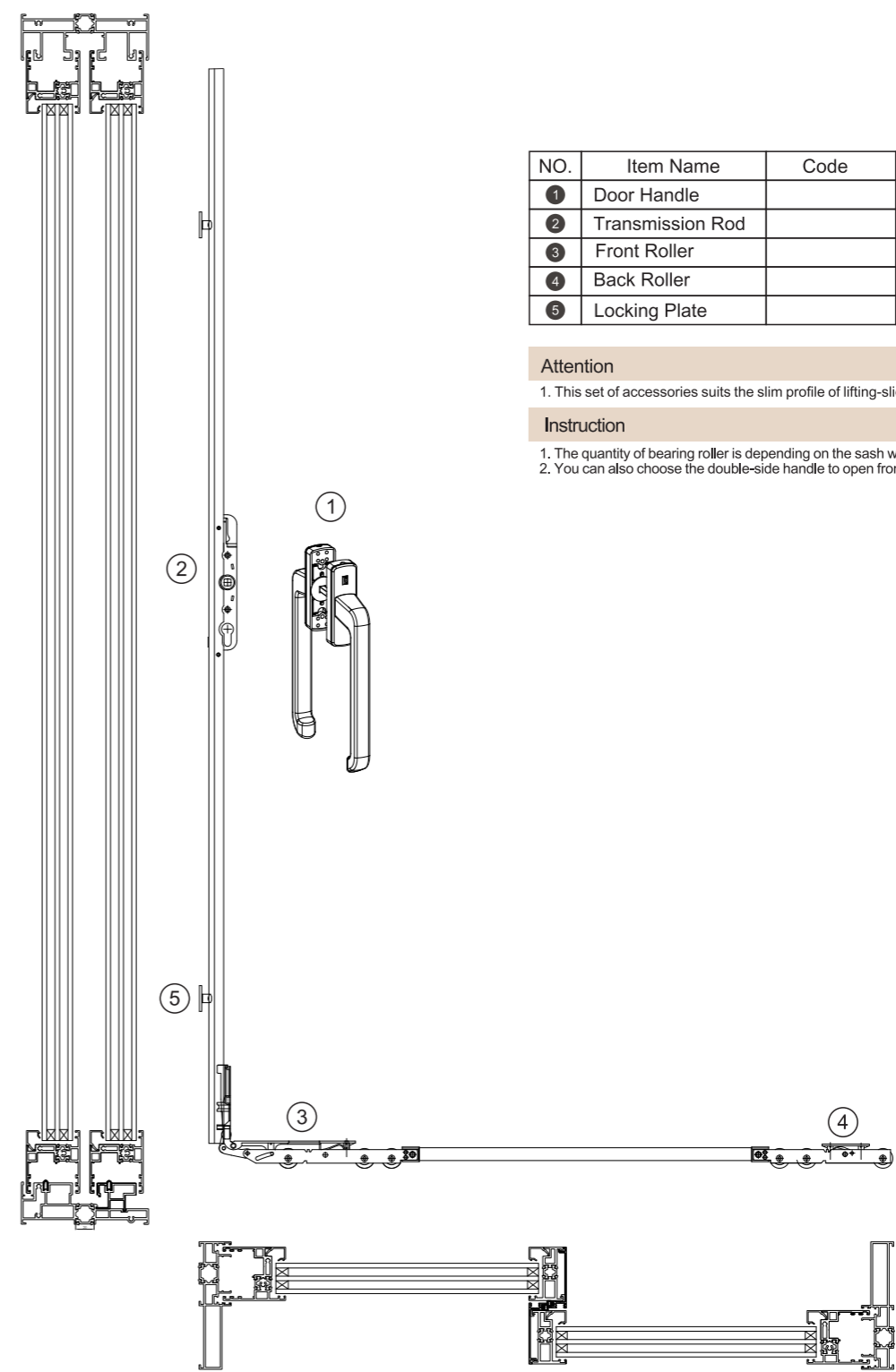
**Attention**  
 1. This component is suitable for the aluminum alloy profiles of Euro-standard grooves sliding series.  
 2. The corner splicing of frame and sash must be firm and reliable.

**Instruction**  
 1. Choosing different pulley according to the profiles, please see pulleys series for specific parameters.  
 2. This configuration is for reference only; variety sliding locks available option, please see sliding locks series for details, please refer to the accessory series for details of lock point and lock base.

NO.	Item Name	Code	QTY	Remark
①	Sliding Lock	SL-1026	2	More Options Available
②	T-connector	PJ-003	2	More Options Available
③	Locking Point	PJ-005S	4	
④	Locking Plate	PJ-086S	4	
⑤	6-wheel Roller	15X24	4	Specifications Depend on The Profile
⑥	Stopper	PJ-092	2	



Lifting and Sliding System



NO.	Item Name	Code	QTY	Remark
①	Door Handle		1	More Options Available
②	Transmission Rod		1	
③	Front Roller		1	
④	Back Roller		1	
⑤	Locking Plate		1	

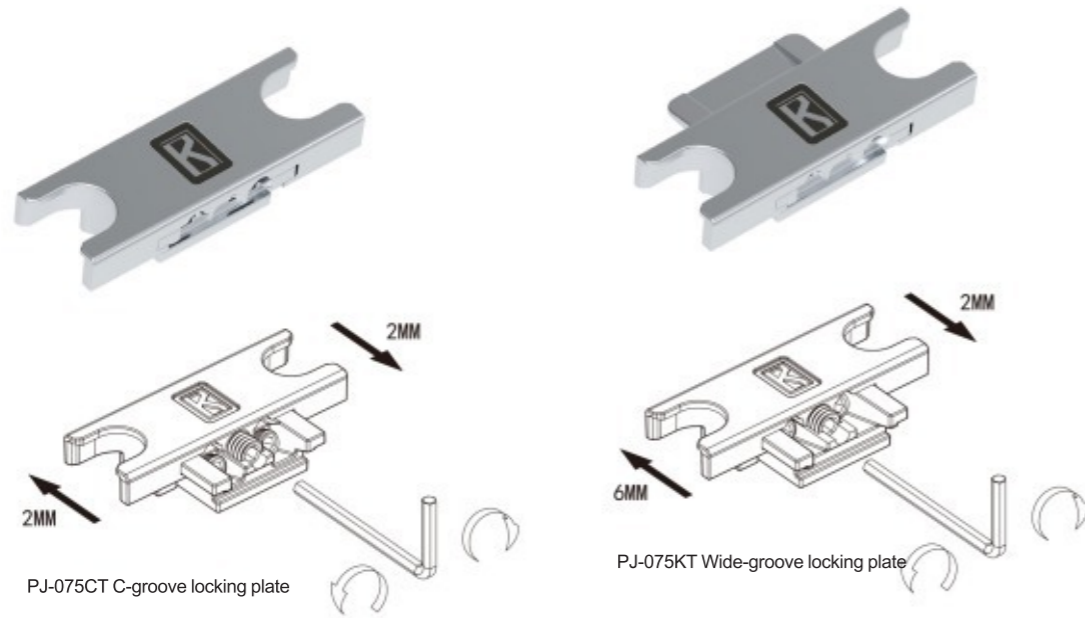
**Attention**  
 1. This set of accessories suits the slim profile of lifting-sliding door.

**Instruction**  
 1. The quantity of bearing roller is depending on the sash weight, max weight is 250kg.  
 2. You can also choose the double-side handle to open from both indoors and outdoors.

**NEW PRODUCT**


This product is a new-type anti-prying adjustable lock base. Two space-fit cusp screws make the lock base more balanced and stabler to further improve the function of anti-prying. The tightness of sliding lock can be adjusted by twisting the central screw via an Allen key, and it can be precisely speedily adjusted to a proper position with no visible screws, which can greatly improve the installation efficiency and effect of window.

patent product



**NEW PRODUCT**

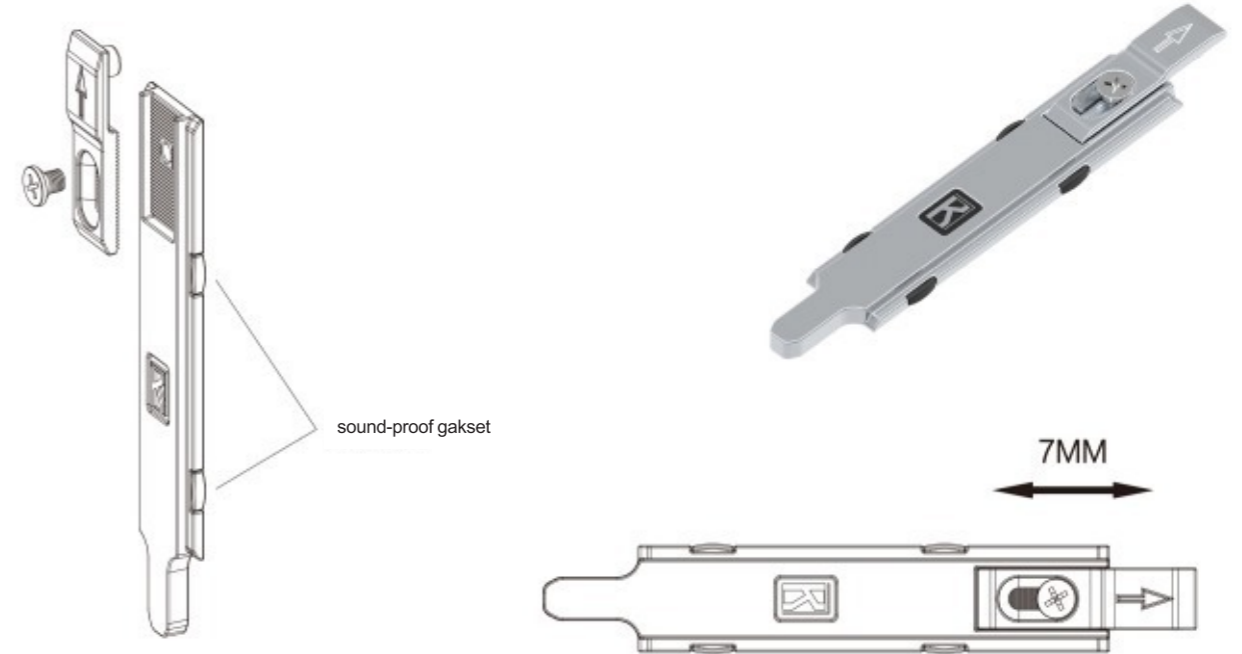
This product is an anti-prying functional hardware, used on Euro-groove, made of SUS304 with high precision casting, great mechanical function and corrosion resistance. The exquisite surface performance and high precision dimension completely solved the problems of traditional casting steel products.



**NEW PRODUCT**

This product is a new-type adjustable transmission rod, using divided adjustable design, which can directly adjust the length in the groove while installing. It is convenient to install and adjust. It increases error tolerance among accessories during installation, so the applicability is stronger.

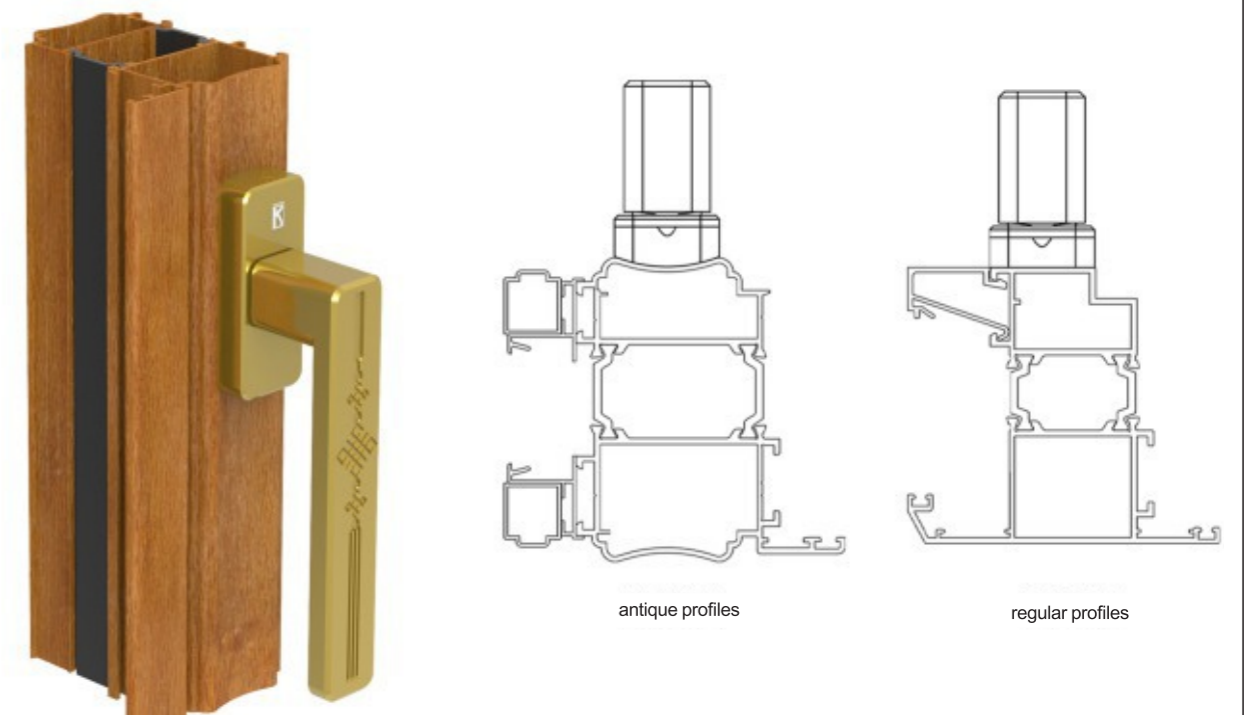
patent product




**NEW PRODUCT**

This product is a vintage-designed handle, using modern and advanced CNC to carve the Chinese Knot on the handle part, making sure the patterns on each handle are consistent, highlighting the beauty of national style. We have raised lock base and horizontal lock base for your choice. They fit both antique profiles and regular profiles perfectly.

patent product







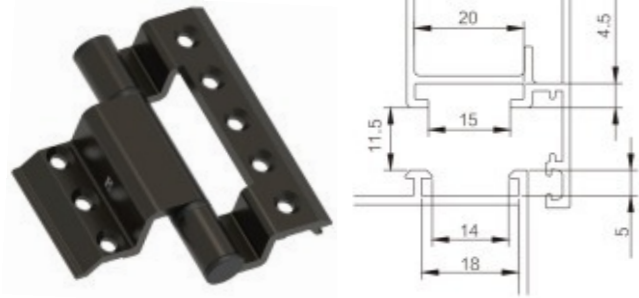


<p><b>PH-2589</b></p> <p>(L&amp;R) Suitable Groove as Drawing Above</p>	<p><b>PH-2590</b></p> <p>(L&amp;R) Suitable Groove as Drawing Above</p>
<p><b>PH-2627</b></p> <p>(L&amp;R) Suitable Groove as Drawing Above</p>	<p><b>PH-2628</b></p> <p>(L&amp;R) Suitable Groove as Drawing Above</p>
<p><b>PH-1626B</b></p> <p>(L&amp;R) Suitable Groove as Drawing Above</p>	<p><b>PH-1627B</b></p> <p>(L&amp;R) Suitable Groove as Drawing Above</p>
<p><b>PH-1623</b></p> <p>(L&amp;R)</p>	<p><b>PH-1636</b></p> <p>(L&amp;R)</p>

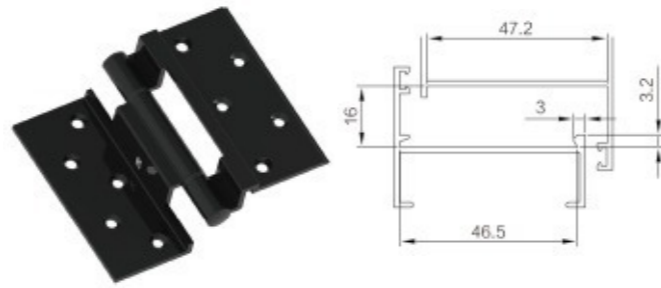
<p><b>PH-1591</b></p> <p>(L&amp;R)</p>	<p><b>PH-1592</b></p> <p>(L&amp;R)</p>
<p><b>PH-1591C</b></p> <p>(L&amp;R)</p>	<p><b>PH-1208</b></p> <p>(L&amp;R)</p>
<p><b>PH-1284</b></p> <p>(L&amp;R)</p>	<p><b>PH-1521</b></p> <p>(L&amp;R)</p>
<p><b>PH-1308</b></p> <p>(L&amp;R)</p>	<p><b>PH-1048</b></p> <p>(L&amp;R)</p>




PH-1375



PH-1010

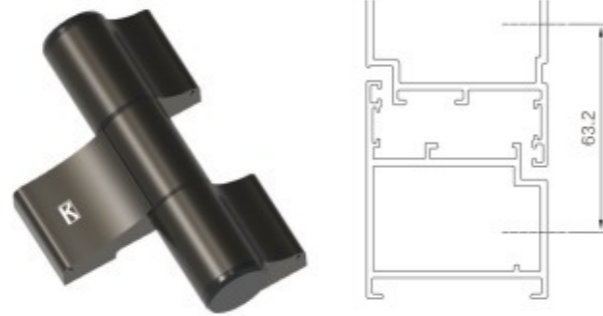


PH-1427




(L&R)

PH-1231

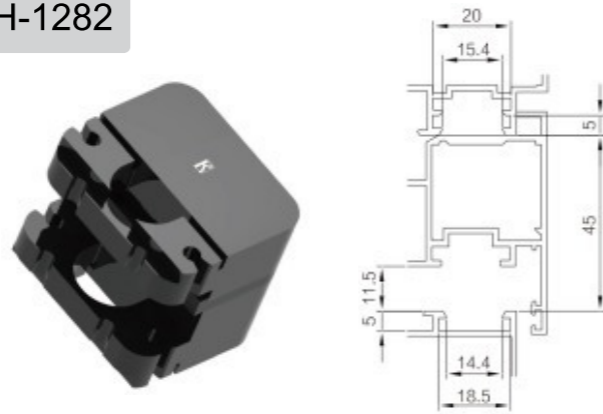


PH-1249

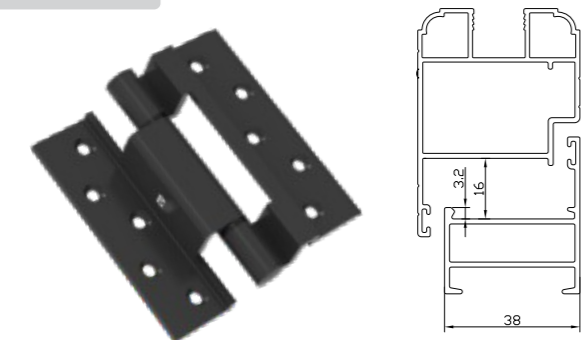


(L&R)

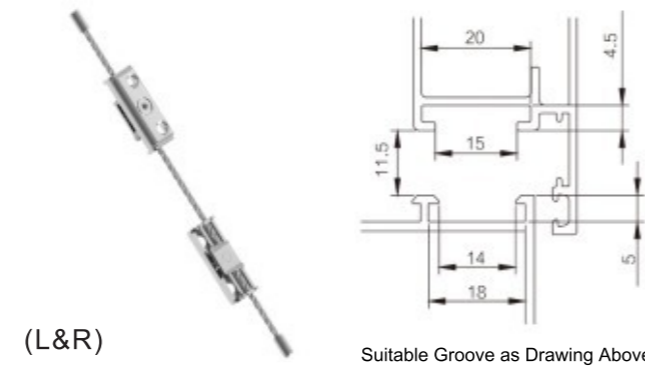
PH-1282



PH-1368B

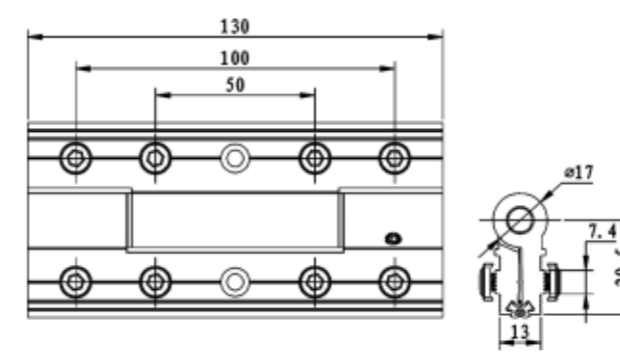


PH-5201C

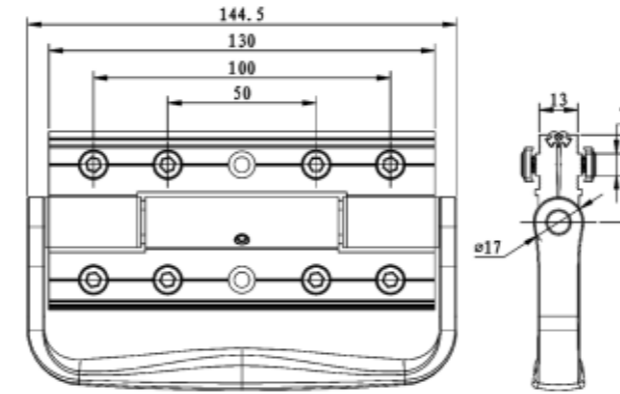


(L&R)

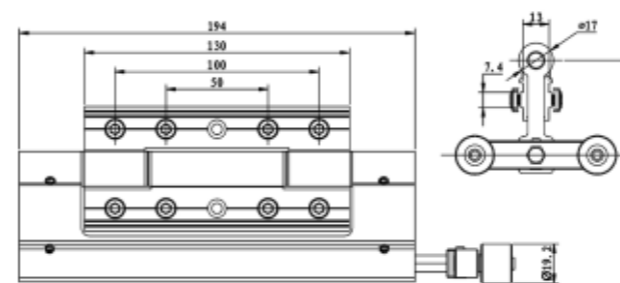
Suitable Groove as Drawing Above



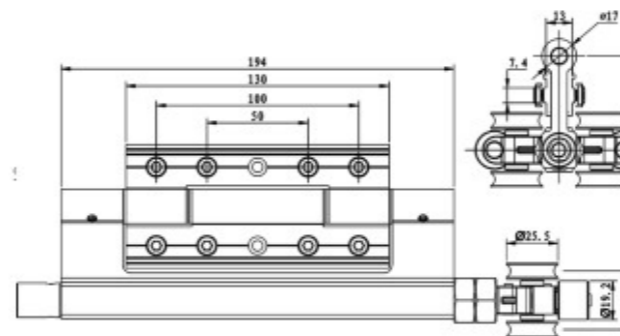
PH-2631



PH-2632





PH-2633

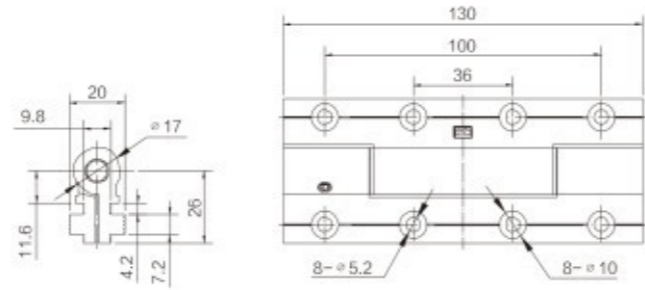


PH-2634

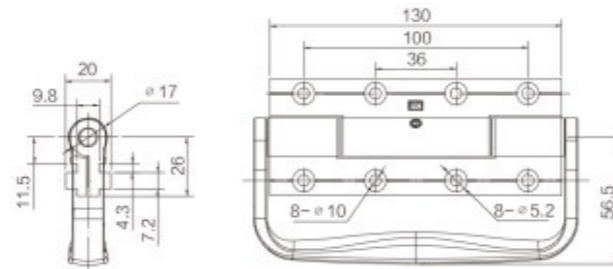




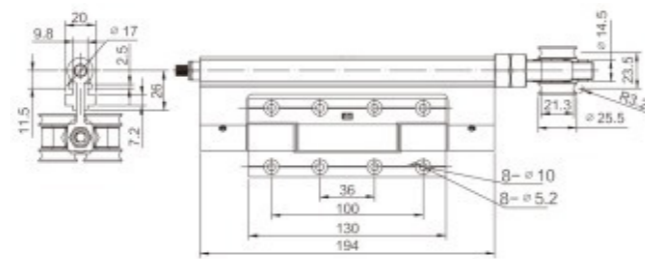
PH-1491



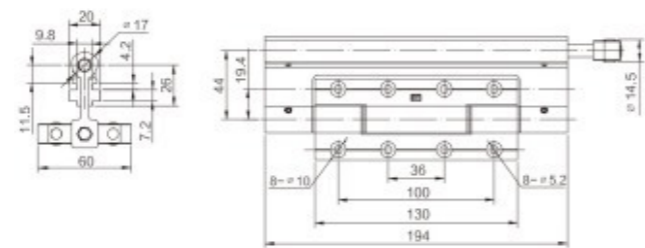
PH-1492



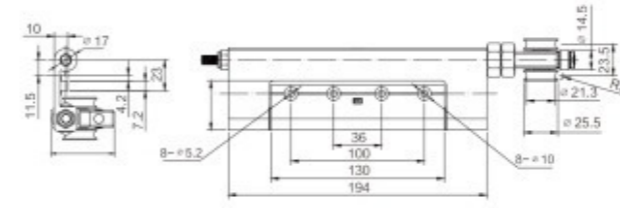
PH-1493



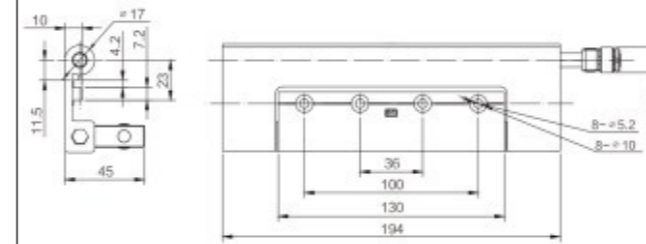
PH-1494



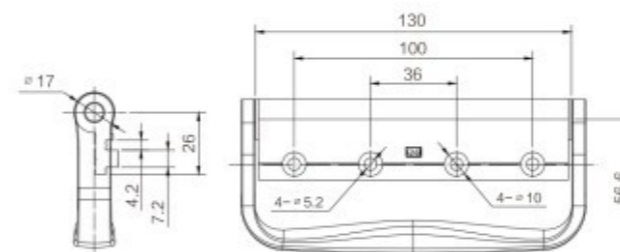
PH-1495



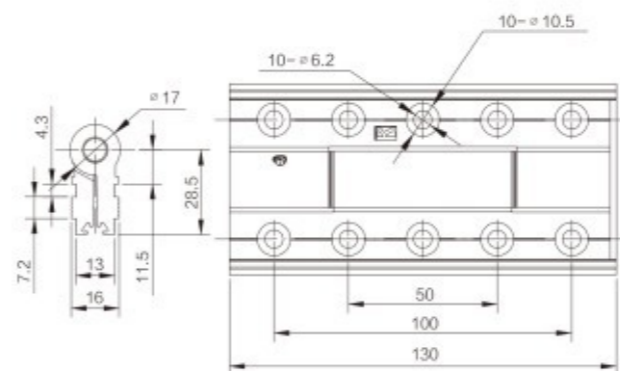
PH-1496



PH-2522

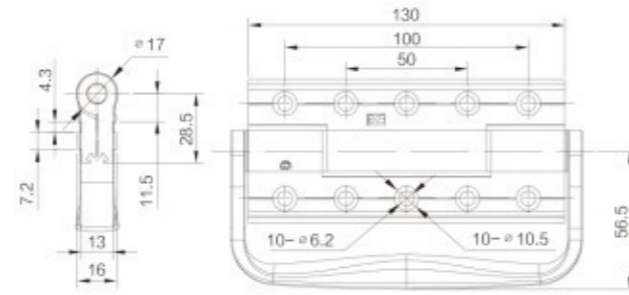


PH-2503

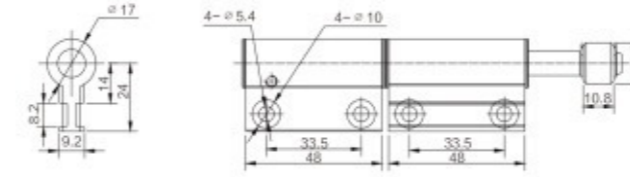




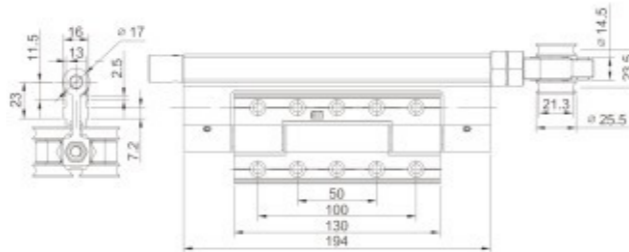
PH-2504



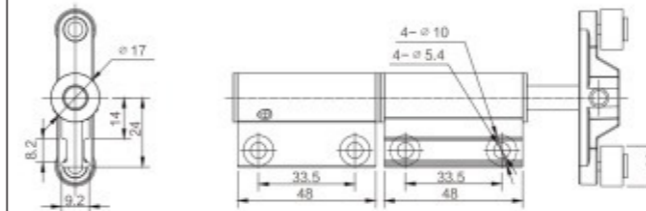
PH-1235



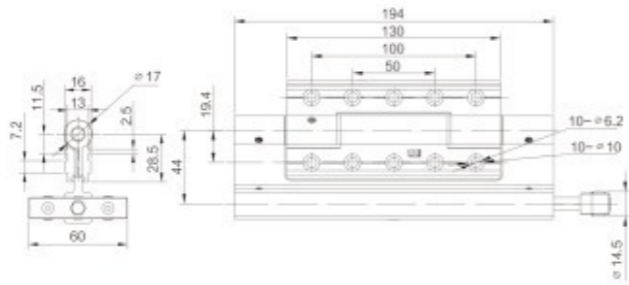
PH-2505



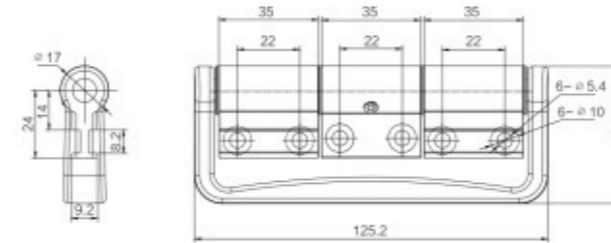
PH-1307



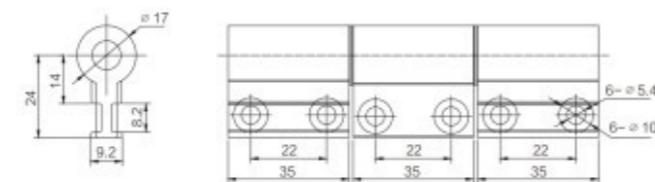
PH-2506



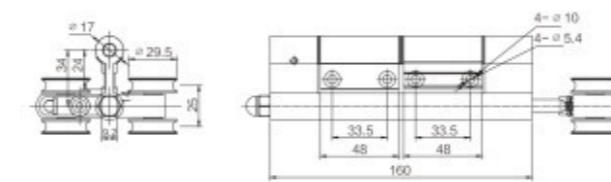
PH-1353





PH-1150

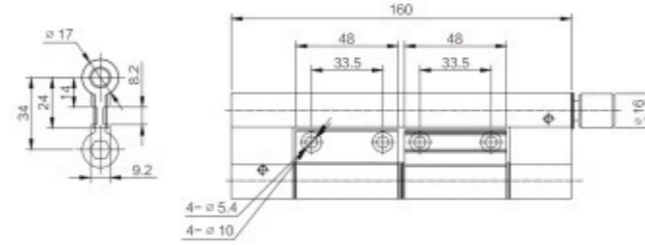


PH-1354

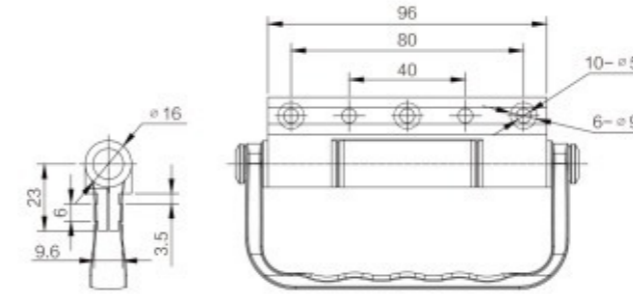




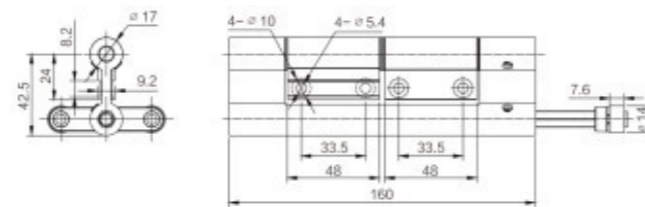
PH-1355



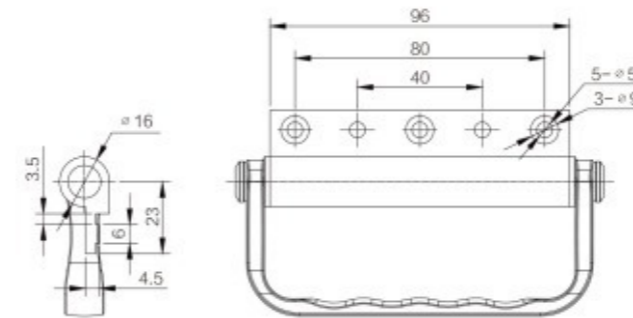
PH-1439



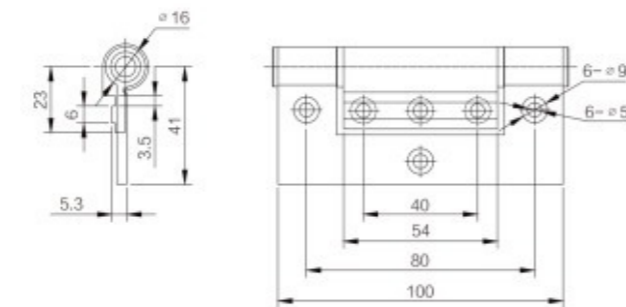
PH-1389



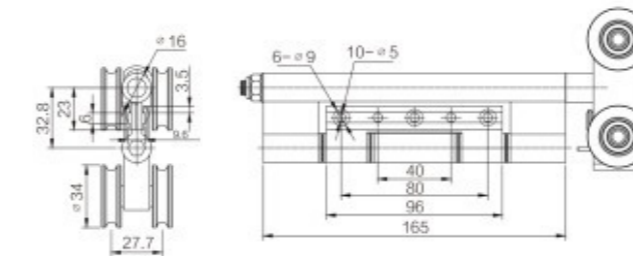
PH-1440



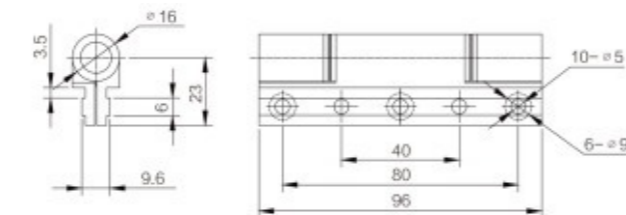
PH-1437



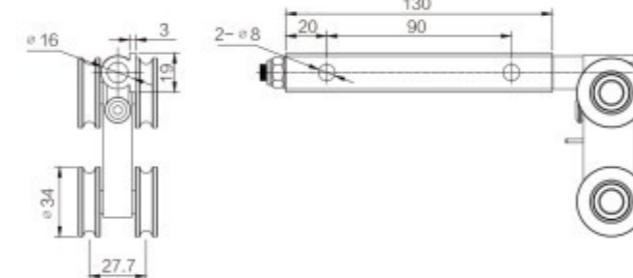
PH-1441





PH-1438

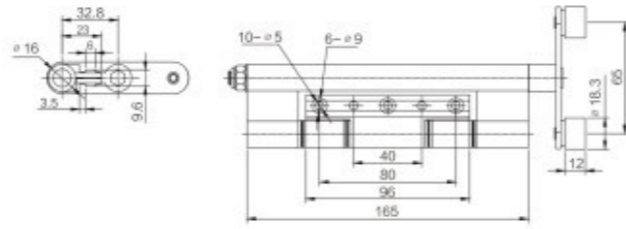


PH-1442

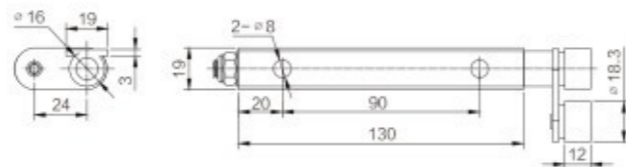




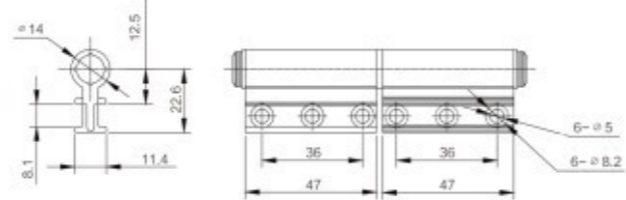
PH-1443



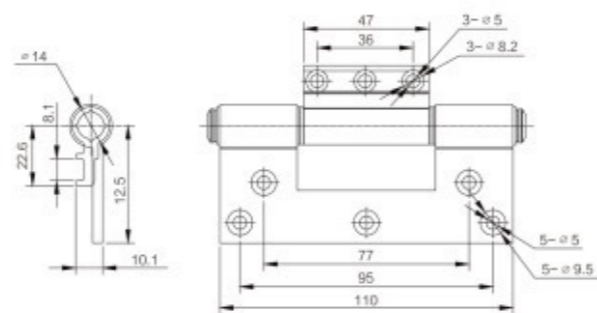
PH-1444



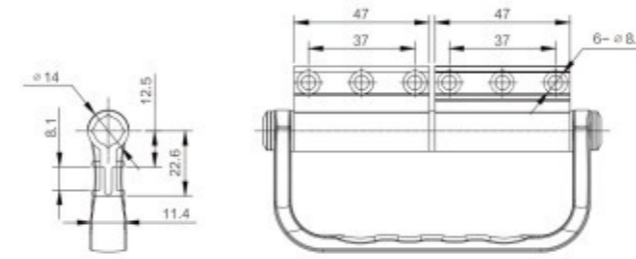
PH-1406



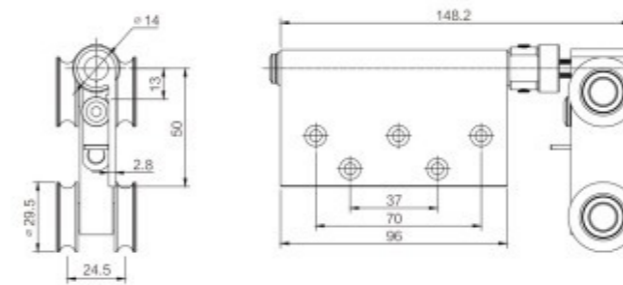
PH-1407



PH-1408

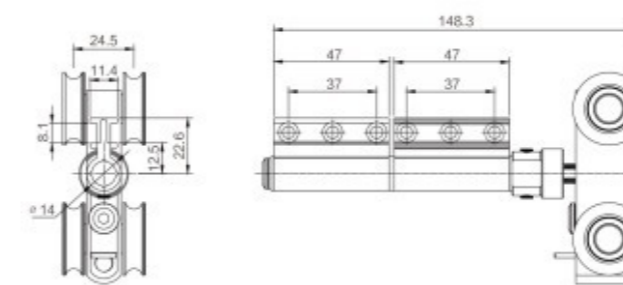


PH-1409

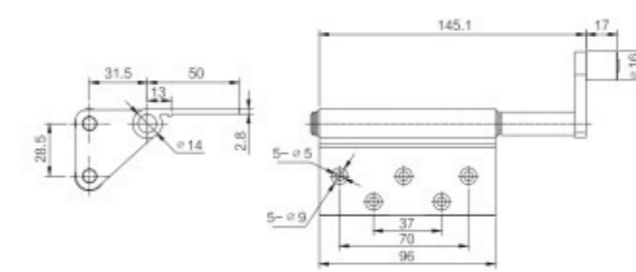


(L&R)



PH-1419



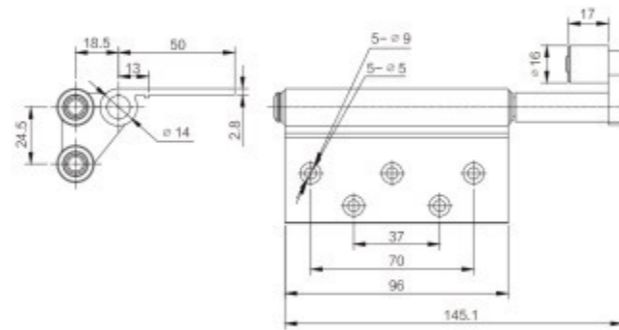
PH-1430



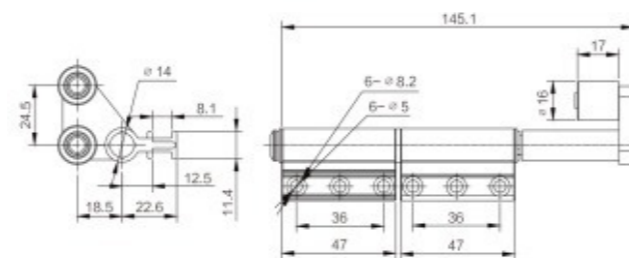
(L&R)



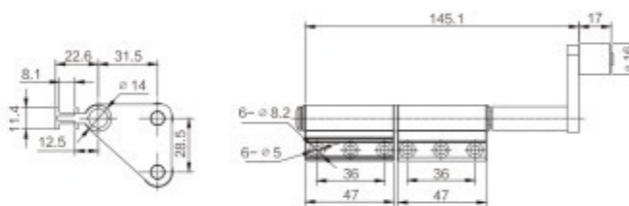
PH-1431



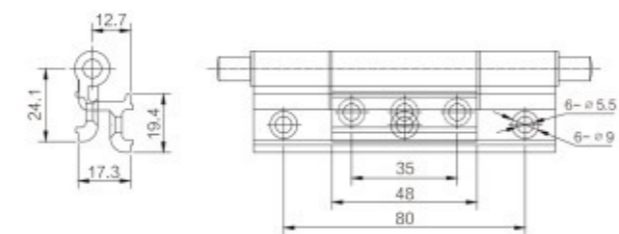
PH-1432



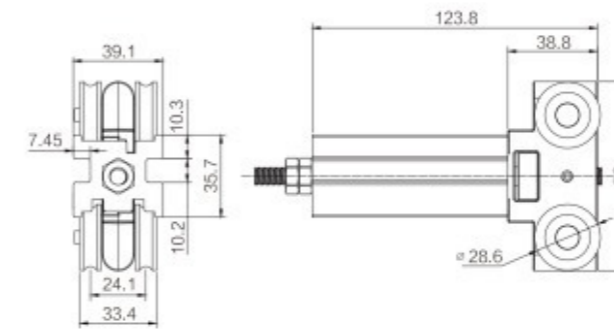
PH-1433



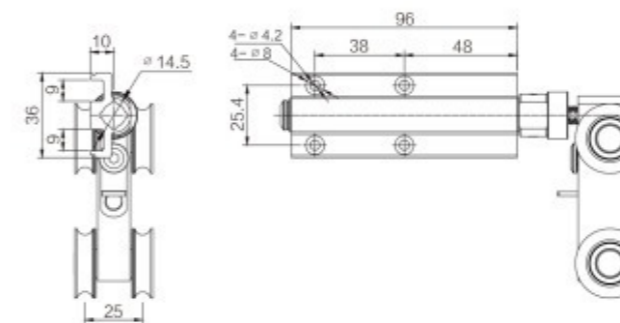
PH-1520



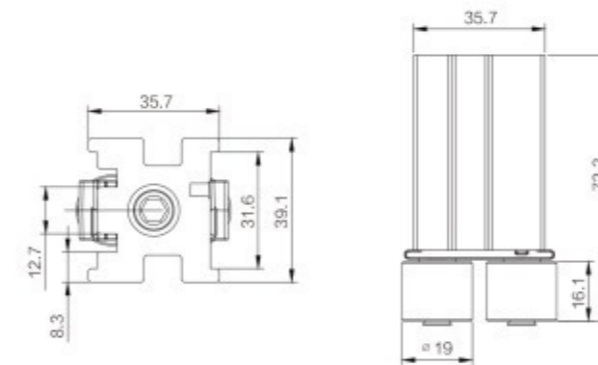
PH-1499



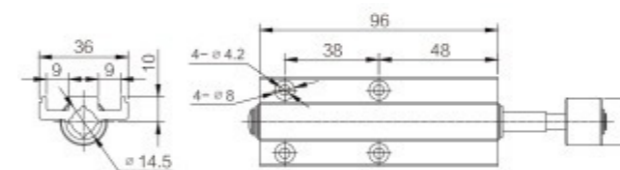
PH-1500




PH-1501

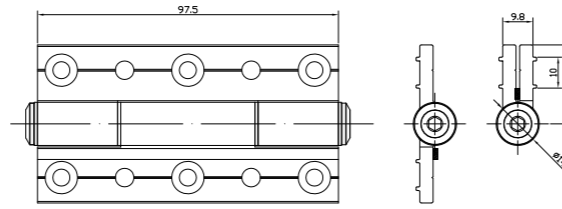


PH-1502

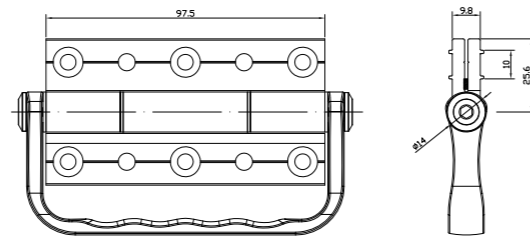




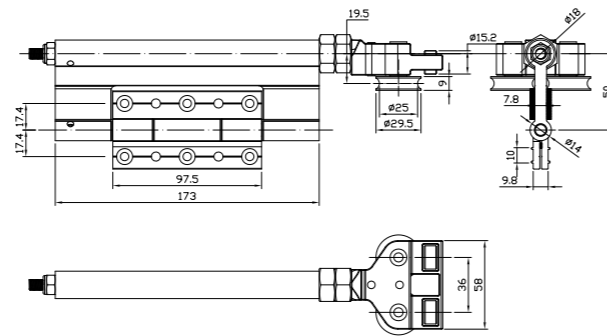
PH-2601



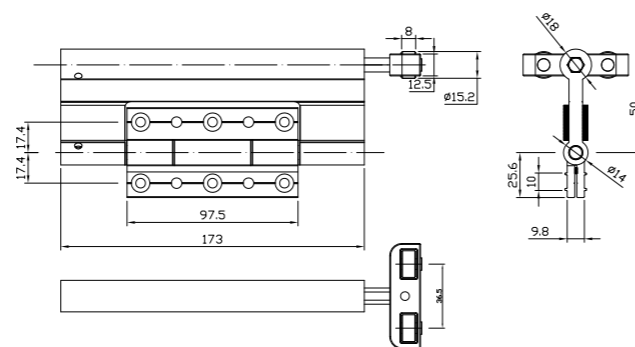
PH-2602



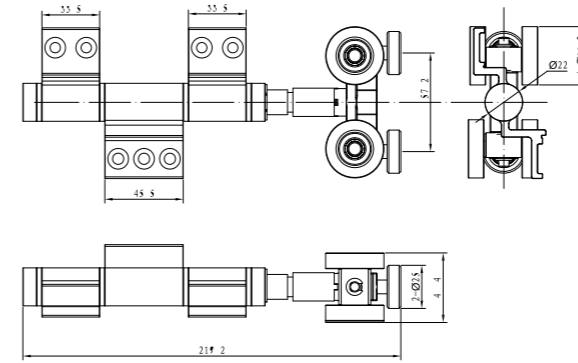
PH-2603



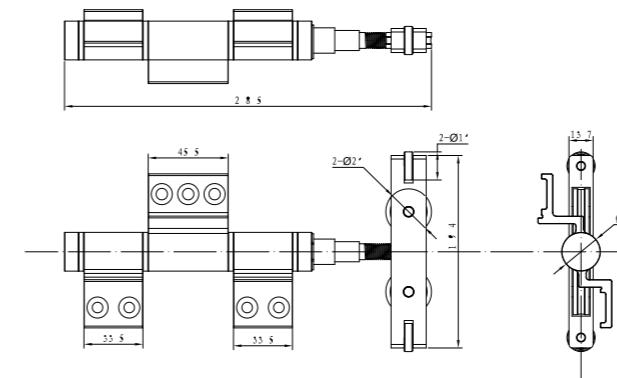
PH-2604



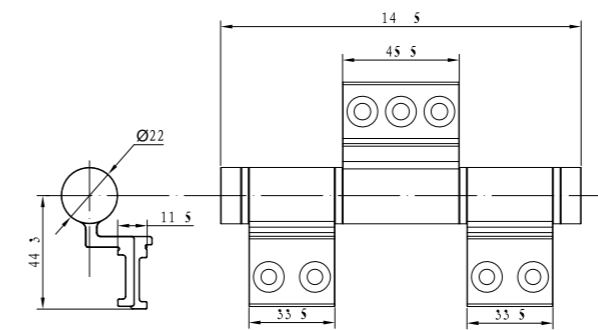
PH-2517



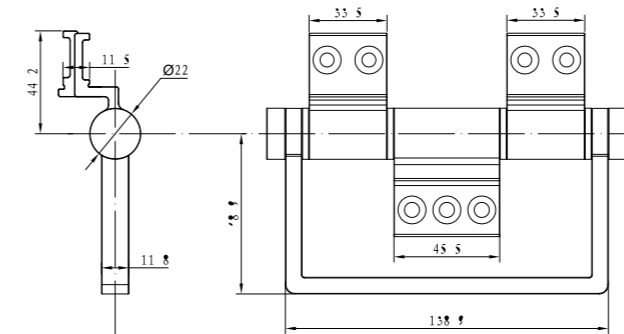

PH-2518



PH-2519



PH-2520





**HC-F12C**

Product Introduction:  
 1.Used for casement window.  
 2.Made of high-end SUS304  
 3.Meet the standard of China"Construction Door and Window Hardware Friction Stay" JG/T 127-2007  
 4.This friction stay suits the standard Euro-groove  
 5.Wide-groove code: HC-F12K

(L&R)

**HC-144CB**

Product Introduction:  
 1.Used for casement window.  
 2.Made of high-end SUS304  
 3.Meet the standard of China"Construction Door and Window Hardware Friction Stay" JG/T 127-2007  
 4.Wide-groove code:HC-224K

(L&R)

**HC-H14C**

Product Introduction:  
 1.Used for the even-frame insert-groove casement window.  
 2.Made of high-end SUS304.  
 3.Meet the standard of China "Construction Door and Window Hardware Friction Stay"JG/T 127-2007.  
 4.Wide-groove code: HC-H14K.

(L&R)

**FJ-2214**

Product Introduction:  
 1.Used for Top-hung Window.  
 2.The material is high quality stainless steel 304.  
 3.Meet the standard of China"Construction Door&Window Hardware Friction Stay"JG/T127-2207

(L&R)

**HC-14CK**

Product Introduction:  
 1.Used for casement window  
 2.Made of high-end SUS304  
 3.Meet the standard of China"Construction Door and Window Hardware Friction Stay" JG/T 127-2007  
 4.Suits both wide-groove and Euro-groove.

(L&R)

**HC-2214**

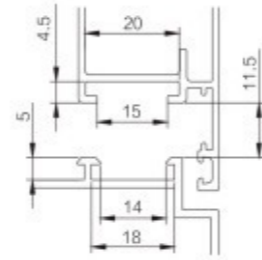

Product Introduction:  
 1.Used for Side-hung Window  
 2.The material is high quality stainless steel 304  
 3.Meet the satandard of China"Construction Door&Window Hardware Friction Stay"JG/T127-2007.

(L&R)

HH-C90Z

Product Introduction:

- 1.Used for casement window screen sash.
- 2.Made of high-end SUS304.
- 3.Meet the standard of China"Construction Door and Window Hardware Friction Stay" JG/T 127-2007
- 4.Can be opened with 160° , can be used on the even-groove profile.
- 5.Wide groove code:HH-K90Z.

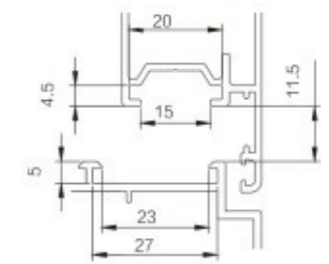



(L&R)

HH-PC22H

Product Introduction:

- 1.Used for K-groove Screen Window.
- 2.The material is high quality stainless steel 304
- 3.Meet the satandard of China"Construction Door&Window Hardware Friction Stay"JG/T127-2007.

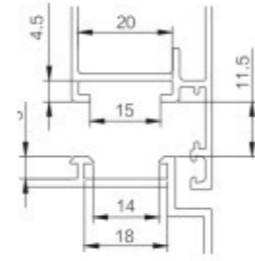


(L&R)

HH-C168

Product Introduction:

- 1.Used for casement window screen sash.
- 2.Made of high-end SUS304.
- 3.Meet the standard of China "Construction Door and Window Hardware Friction Stay"JG/T 127-2007
- 4.Wide-groove code: HH-K168.

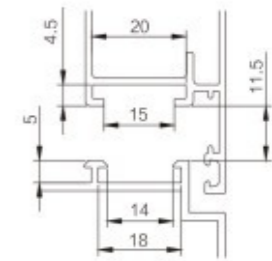


(L&R)

HH-C18Z

Product Introduction:

- 1.Used for standard Euro-groove profile.
- 2.Limit the opening dgree of sashes.
- 3.Prevent damaging caused by the wind shutting the window fastly.
- 4.Meet the standard of China"Construction Door and Window Hardware Friction Stay" JG/T 127-2007
- 5.Wide-groove code: HH-K18Z

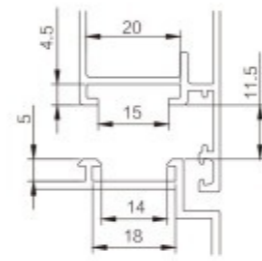



(L&R)

HH-PC14H

Product Introduction:

- 1.Used for K-groove Screen Window.
- 2.The material is high quality stainless steel 304.
- 3.Meet the satandard of China"Construction Door&Window Hardware Friction Stay"JG/T127-2007

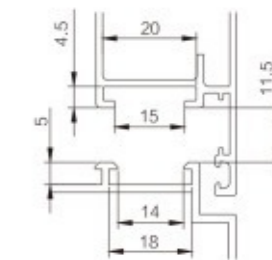


(L&R)

HH-C90P

Product Introduction:

- 1.Used for casement window screen sash.
- 2.Made of high-end SUS304
- 3.Meet the standard of China"Construction Door and Window Hardware Friction Stay" JG/T 127-2007
- 4.Wide-groove code: HH-K90P



(L&R)


SC-10

- 1.Used for Top-hung Window.
- 2.Restricting the opening angle
- 3.Can be locked at designed position to avoid the sudden closing of the sash by exterior force.
- 4.Meet the standard of China"Construction Door&Window Hardware Friction Stay"JG/T127-2207.



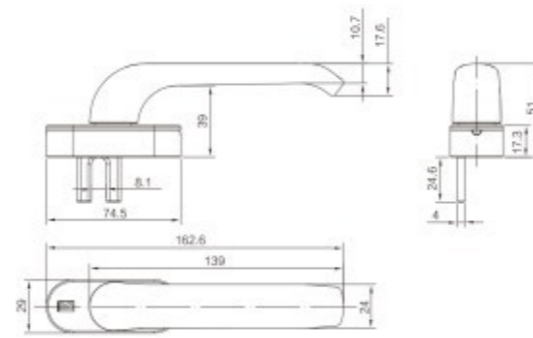

FC-1810

- 1.Used for 18-groove.
- 2.Restricting the opening angle
- 3.Preventing the Window from the unexpected closing and be damaged by the strong wind.
- 4.Meet the standard of China"Construction Door&Window Hardware Friction Stay"JG/T127-2207.



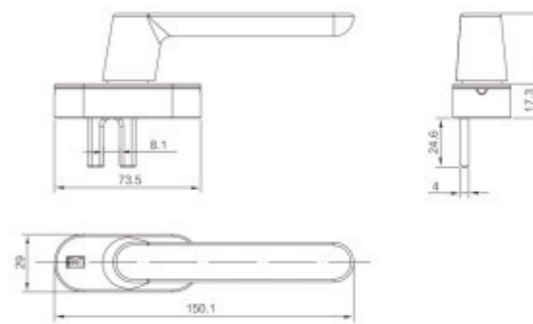
FC-1410

- 1.Used for C-groove
- 2.Restricting the opening angle
- 3.Preventing the Window from the unexpected closing and be damaged by the strong wind.
- 4.Meet the standard of China"Construction Door&Window Hardware Friction Stay"JG/T127-2207.



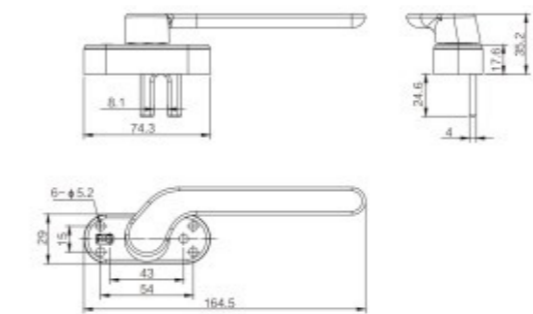
Axis Handle : FH-2003 SUS304

BH-2003



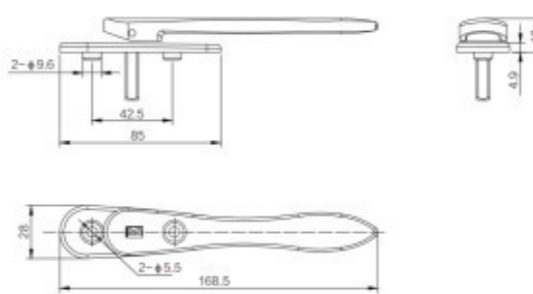
Axis Handle : FH-2004 SUS304

BH-2004



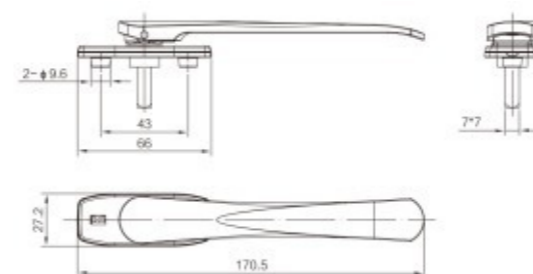
Axis Handle : FH-2005 SUS304

BH-2005



SUS304


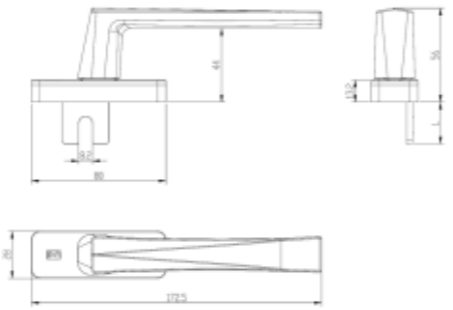

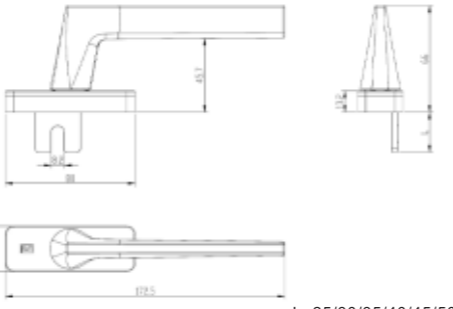

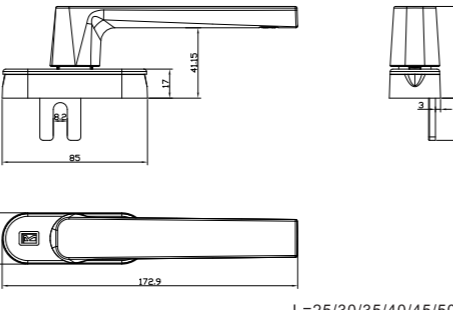
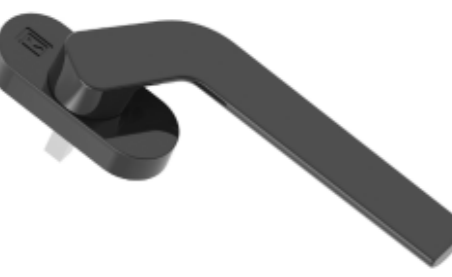
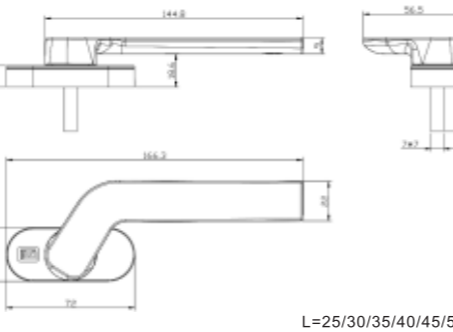

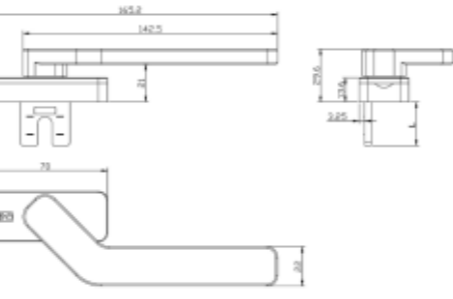
FH-2006

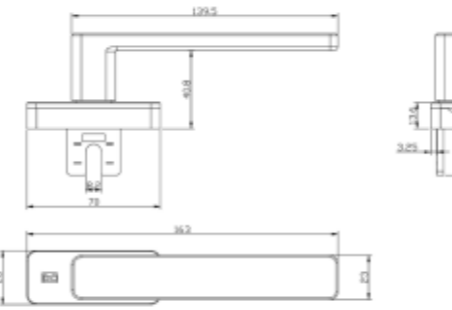

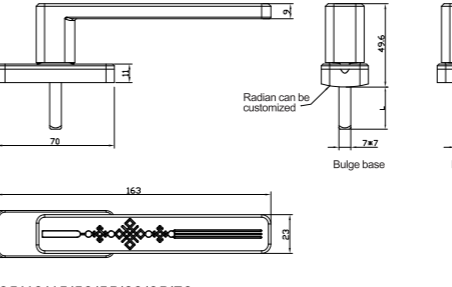

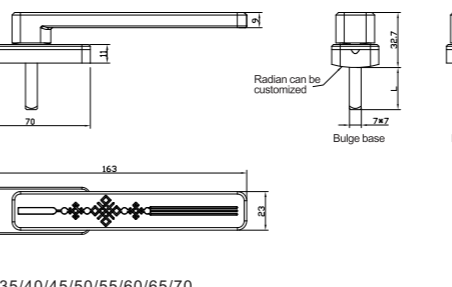

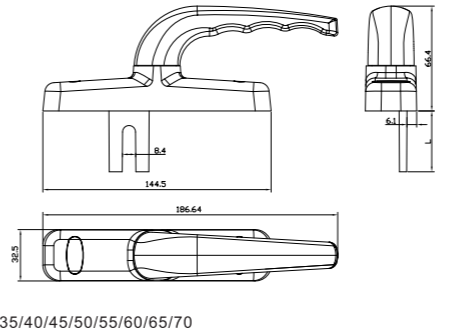

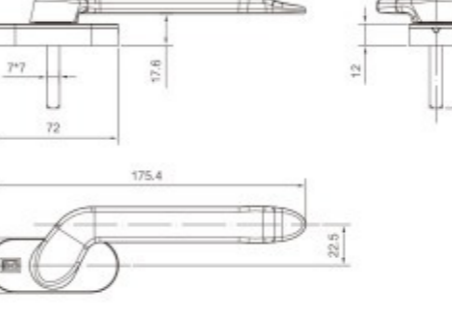



FH-075A


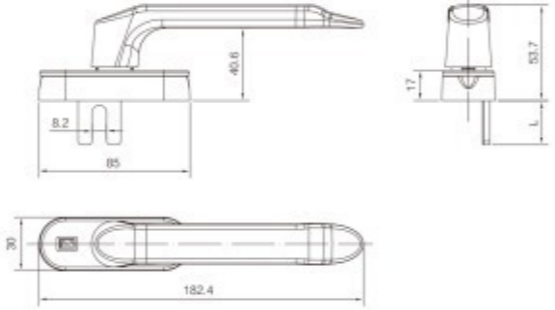

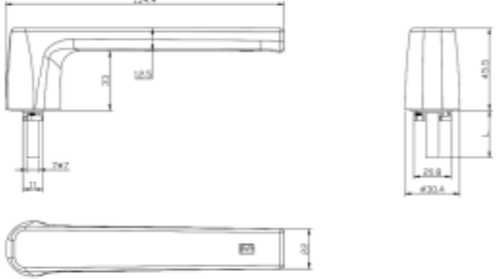



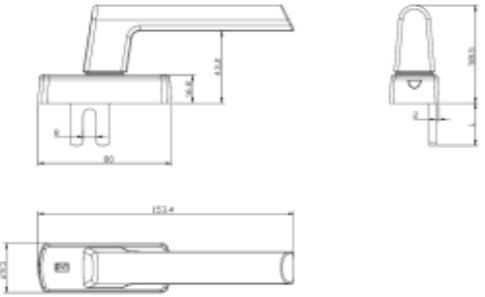

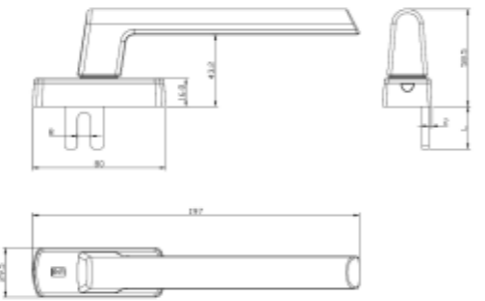
FH-075A

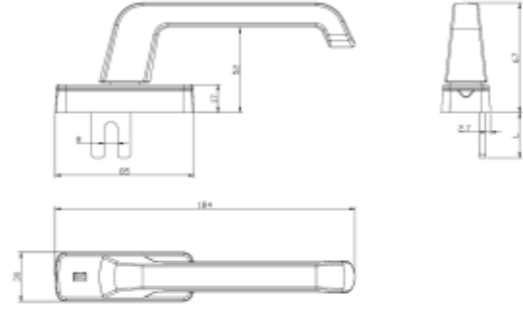

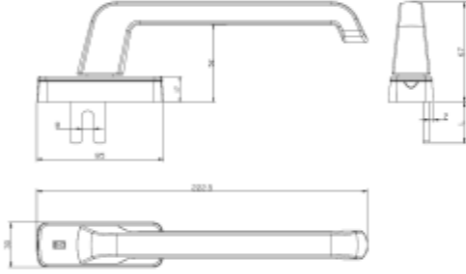

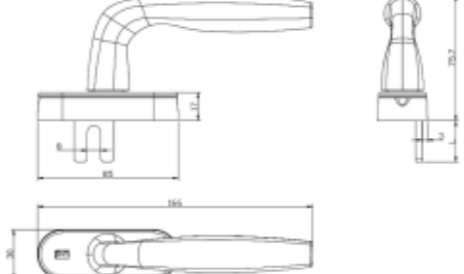

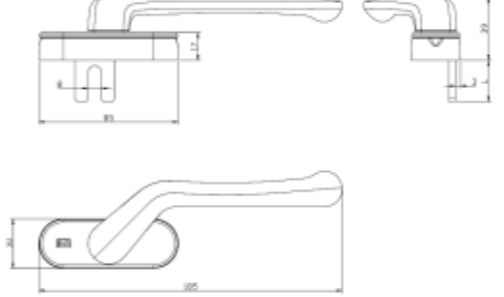

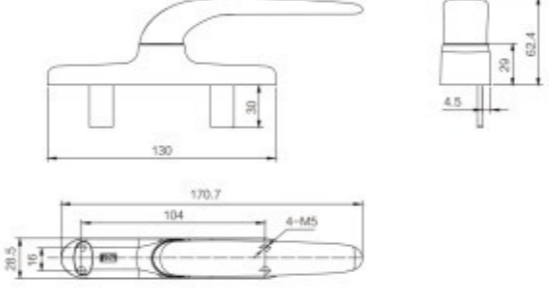



<p>BH-3030</p>  <p>Axis Handle: FH-3030</p>	 <p>L=25/30/35/40/45/50/55/60/65/70</p>
<p>BH-3031</p>  <p>Axis Handle: FH-3031</p>	 <p>L=25/30/35/40/45/50/55/60/65/70</p>
<p>BH-3012</p>  <p>Axis Handle: FH-3012</p>	 <p>L=25/30/35/40/45/50/55/60/65/70</p>
<p>FH-3011</p> 	 <p>L=25/30/35/40/45/50/55/60/65/70</p>
<p>BH-3016</p>  <p>Axis Handle: FH-3016</p>	 <p>L=25/30/35/40/45/50/55/60/65/70</p>


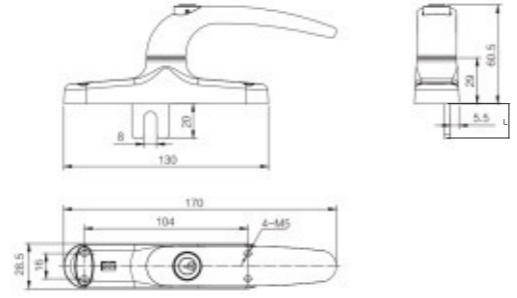

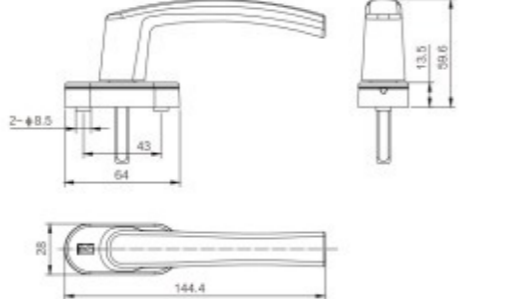

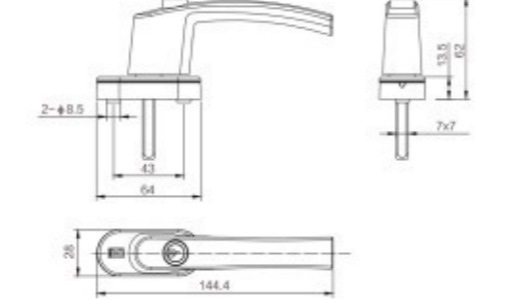

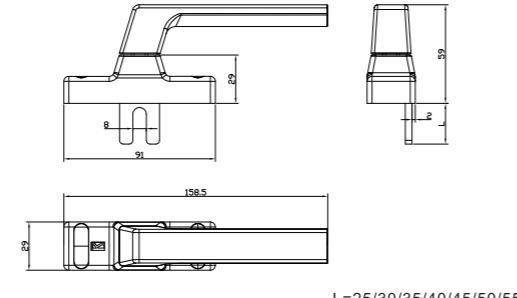

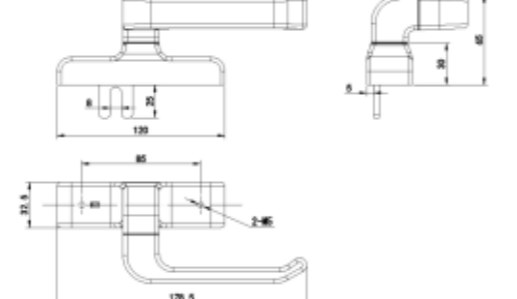
 <p>L=25/30/35/40/45/50/55/60/65/70</p>	<p>BH-3017</p>  <p>Axis Handle: FH-3017</p>
 <p>L=25/30/35/40/45/50/55/60/65/70</p>	<p>FH-3024</p> 
 <p>L=25/30/35/40/45/50/55/60/65/70</p>	<p>FH-3025</p> 
 <p>L=25/30/35/40/45/50/55/60/65/70</p>	<p>BH-3032</p> 
 <p>L=25/30/35/40/45/50/55/60/65/70</p>	<p>FH-3008</p> 

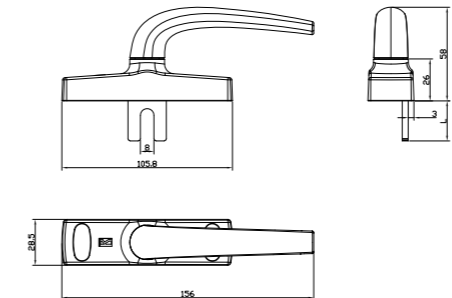

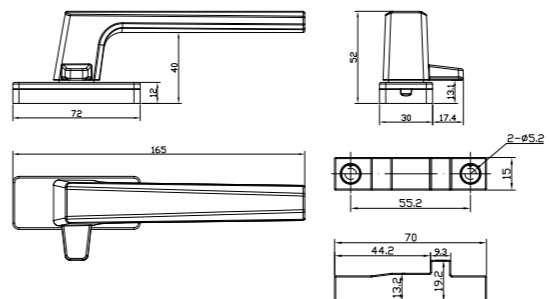

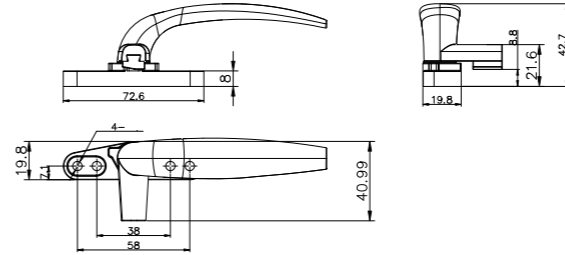

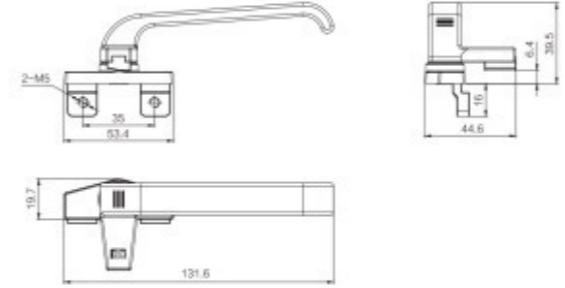

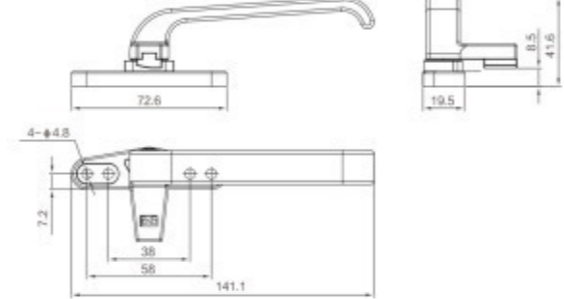



<p>BH-3009</p>  <p>Axis Handle: FH-3009</p>	 <p>L=25/30/35/40/45/50/55/60/65/70</p>
<p>FH-WZ01</p> 	 <p>L=25/30/35/40/45</p>
<p>FH-WY01</p> 	 <p>L=25/30/35/40/45</p>
<p>BH-006</p>  <p>Axis Handle: FH-006</p>	 <p>L=25/30/35/40/45/50/55/60/65/70</p>
<p>BH-006C</p>  <p>Axis Handle: FH-006C</p>	 <p>L=25/30/35/40/45/50/55/60/65/70</p>


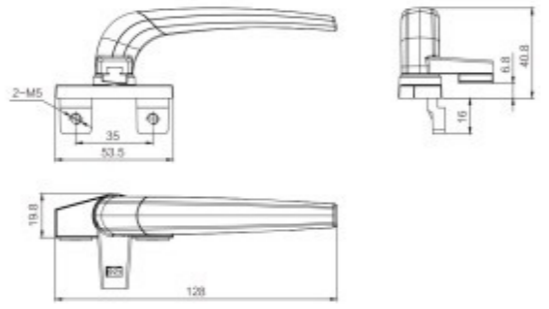

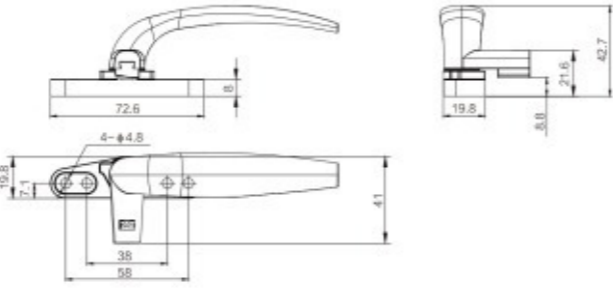

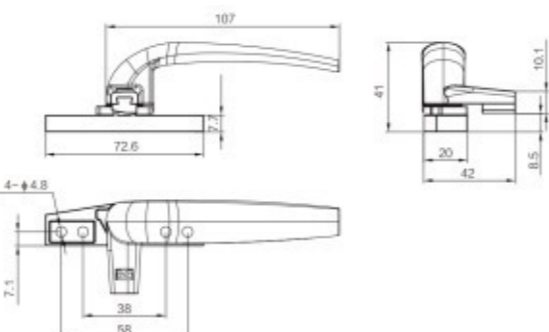

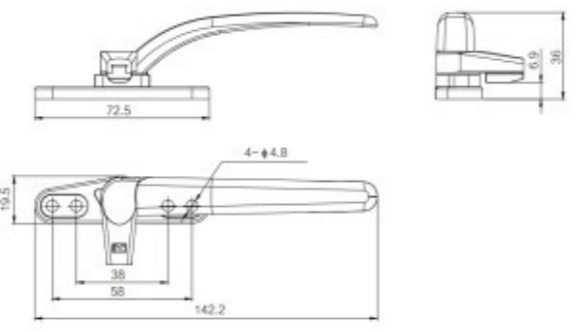

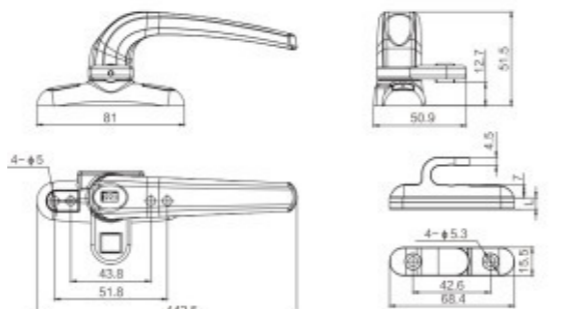
 <p>L=25/30/35/40/45/50/55/60/65/70</p>	<p>BH-017</p>  <p>Axis Handle: FH-017</p>
 <p>L=25/30/35/40/45/50/55/60/65/70</p>	<p>BH-017C</p>  <p>Axis Handle: FH-017C</p>
 <p>L=25/30/35/40/45/50/55/60/65/70</p>	<p>BH-045</p>  <p>Axis Handle: FH-045</p>
 <p>L=25/30/35/40/45/50/55/60/65/70</p>	<p>BH-051</p>  <p>Axis Handle: FH-051</p>
 <p>L=25/30/35/40/45/50/55/60/65/70</p>	<p>BH-001A</p> 

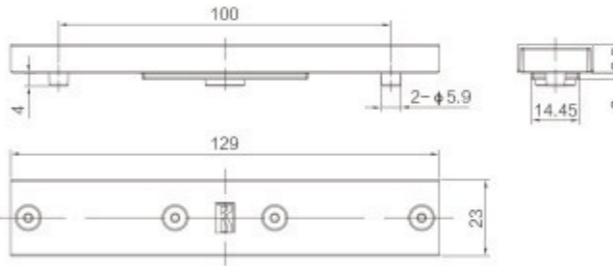

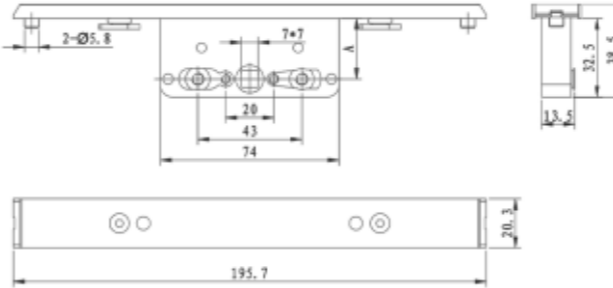

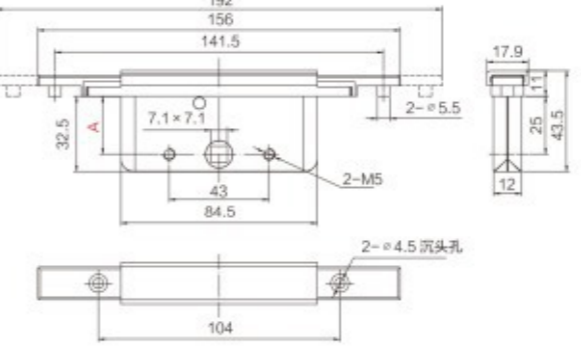

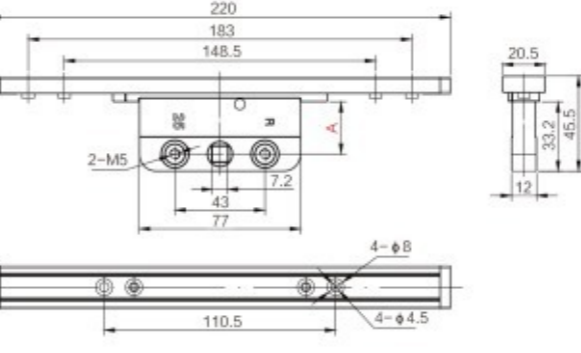



<p>BH-001S</p> 	 <p>L=25/30/35/40/45/50/55/60/65/70</p>
<p>FH-016</p> 	 <p>L=25/30/35/40/45/50/55/60/65/70</p>
<p>FH-016S</p> 	 <p>L=25/30/35/40/45/50/55/60/65/70</p>
<p>BH-018</p> 	 <p>L=25/30/35/40/45/50/55/60/65/70</p>
<p>BH-032</p> 	 <p>L=25/30/35/40/45/50/55/60/65/70</p>

 <p>L=25/30/35/40/45/50/55/60/65/70</p>	<p>BH-A02-1</p> 
	<p>QH-012</p> 
	<p>QH-368B</p> 
	<p>QH-329A</p>  <p>(L&amp;R)</p>
	<p>QH-329B</p>  <p>(L&amp;R)</p>



<p><b>QH-368A</b></p>  <p>(L&amp;R)</p>	
<p><b>QH-368B</b></p>  <p>(L&amp;R)</p>	 <p>L=25/30/35/40/45/50/55/60/65/70</p>
<p><b>QH-388B</b></p>  <p>(L&amp;R)</p>	 <p>L=25/30/35/40/45/50/55/60/65/70</p>
<p><b>QH-417B</b></p>  <p>(L&amp;R)</p>	 <p>L=25/30/35/40/45/50/55/60/65/70</p>
<p><b>QH-430</b></p>  <p>(L&amp;R)</p>	 <p>L=25/30/35/40/45/50/55/60/65/70</p>

	<p><b>LC-ZB01</b></p> 
	<p><b>LCG-25C</b></p>  <p>Remark A:                  LCG-10C LCG-25C                  LCG-12.5C LCG-28C                  LCG-15C LCG-30C                  LCG-20C LCG-35C                  LCG-23C</p>
	<p><b>LC-25A</b></p>  <p>Remark A:                  LC-15A                  LC-20A                  LC-25A                  LC-30A                  LC-35A</p>
	<p><b>LC-25B</b></p>  <p>Remark A:                  LC-7.5B                  LC-15B                  LC-20B                  LC-25B                  LC-30B</p>


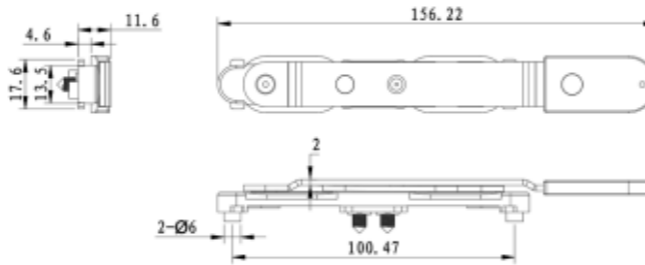

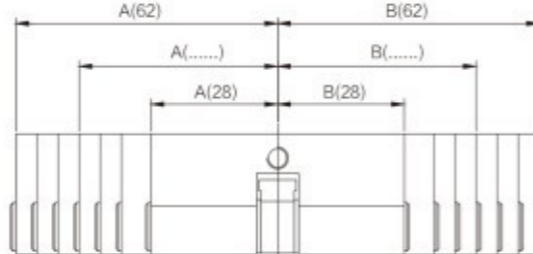

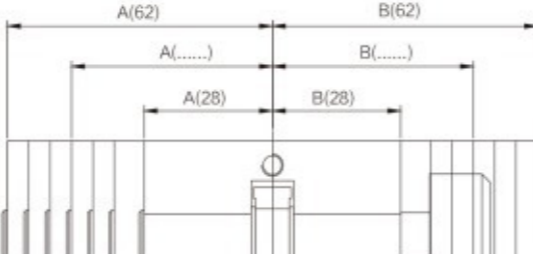
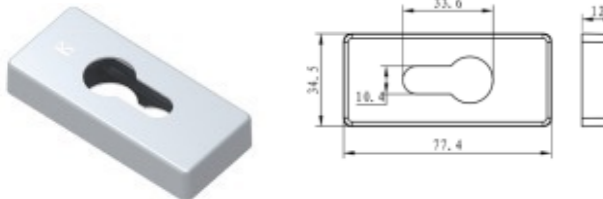
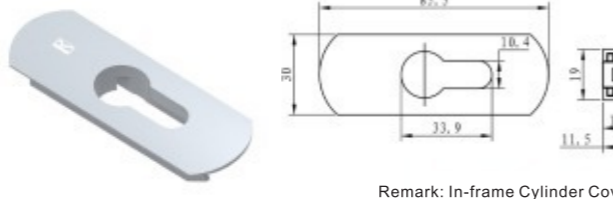






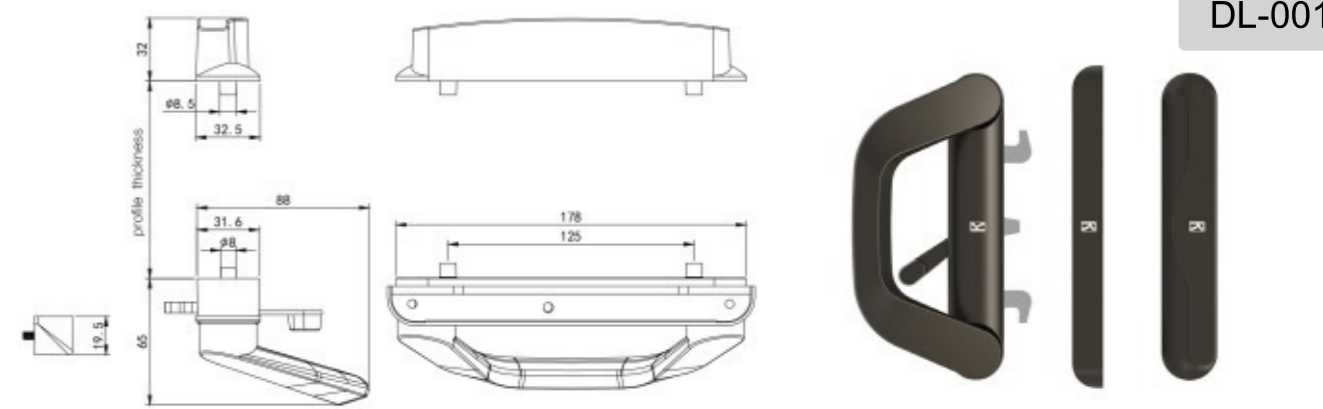
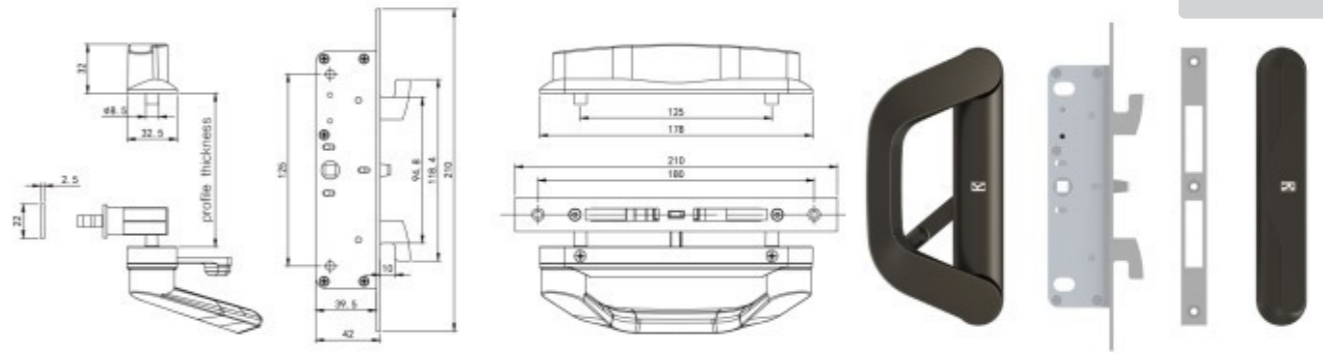
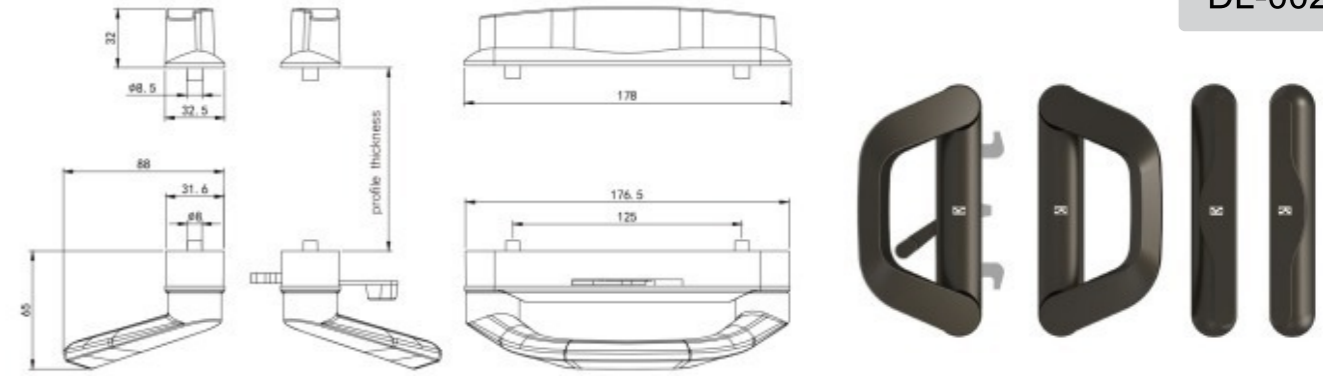
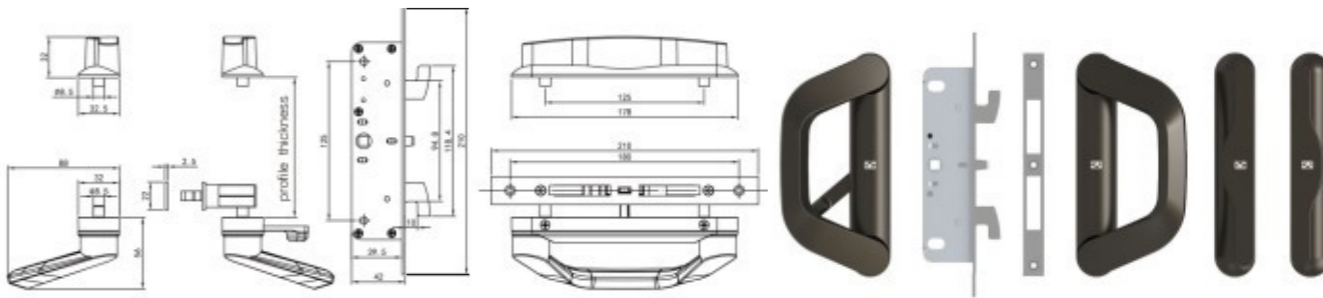
<p>DL-3030</p>	<p>Dummy:DL-3030A</p>
<p>DL-3031</p>	<p>Dummy:DL-3031A</p>
<p>DL-3012</p>	<p>Dummy:DL-3012A</p>
<p>DL-028</p>	<p>Dummy:DL-028A</p>

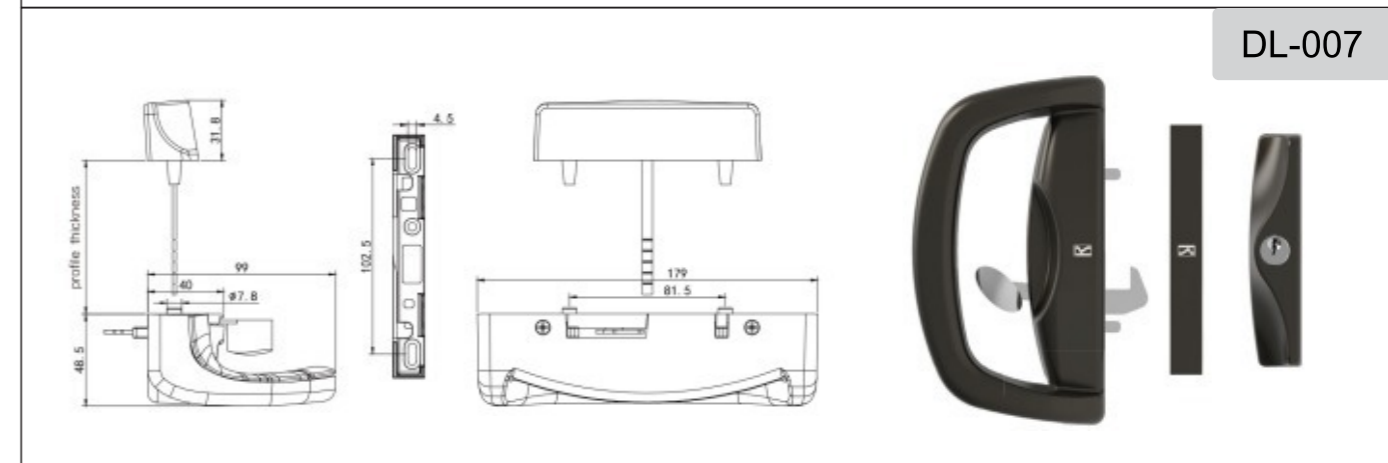
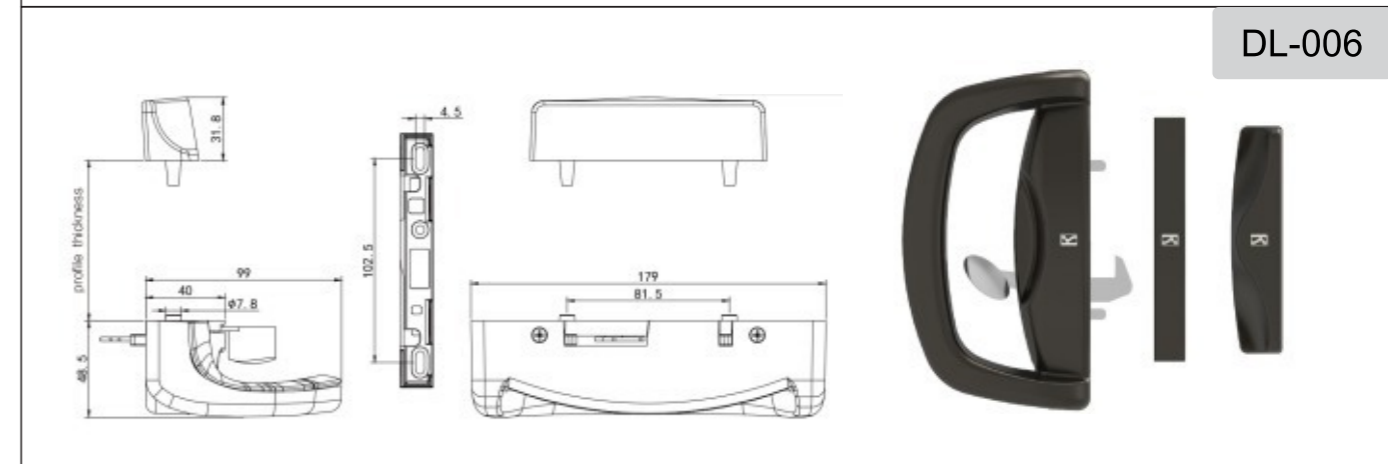
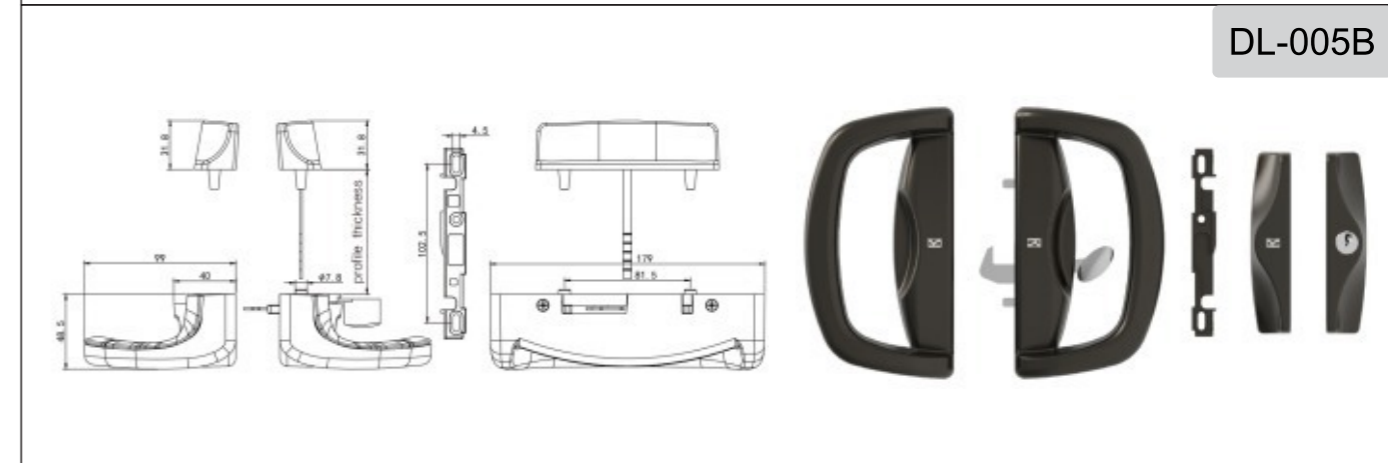
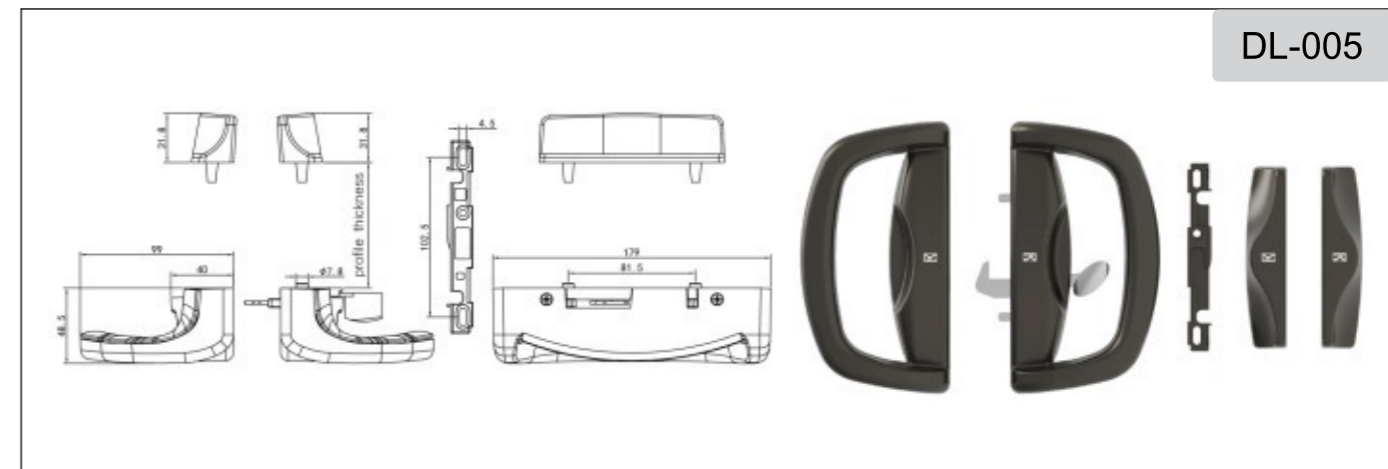
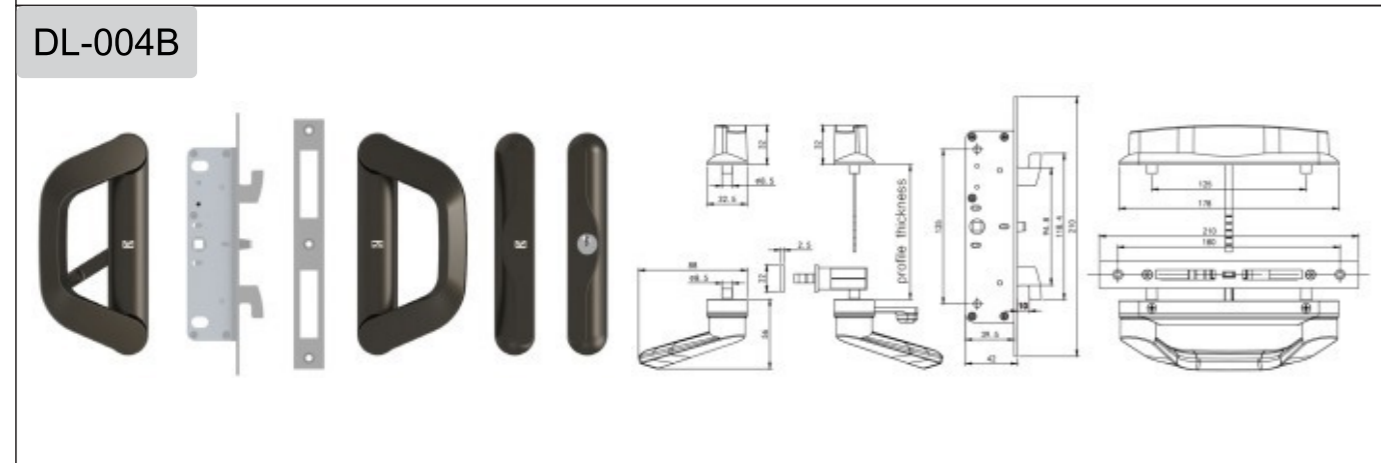
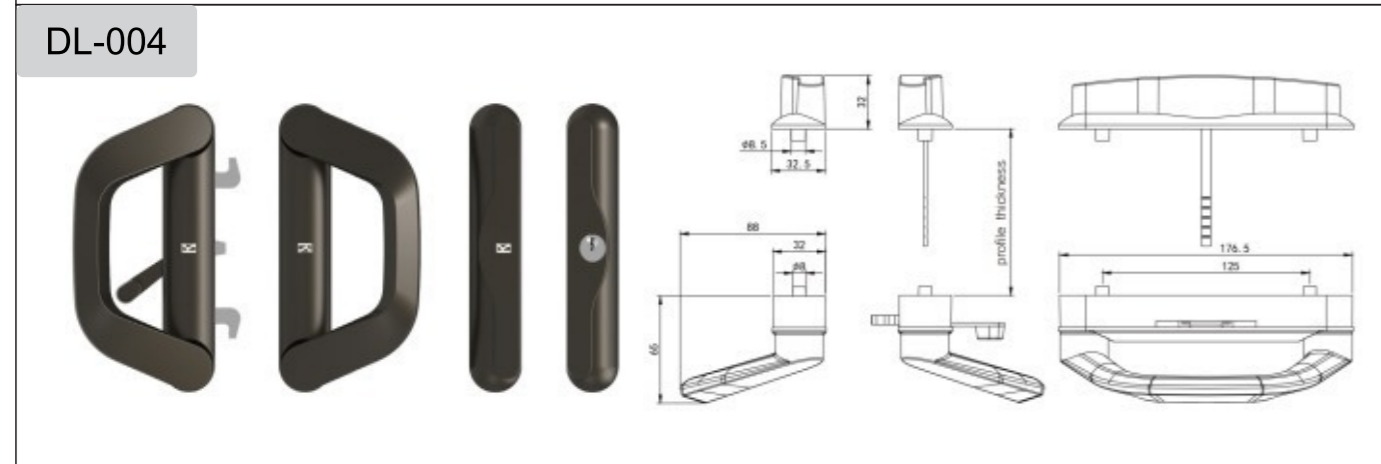
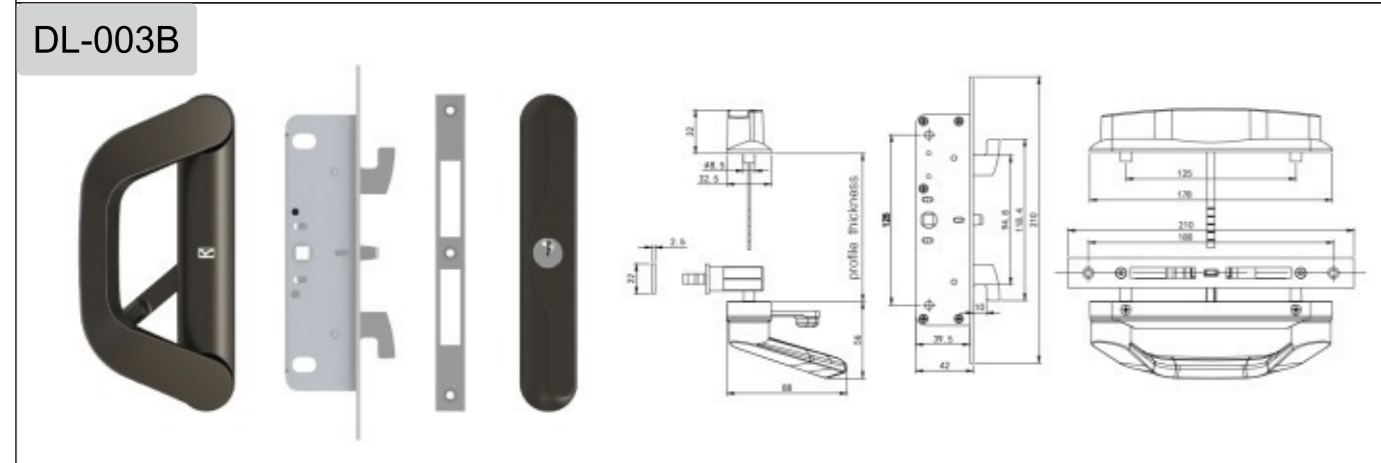
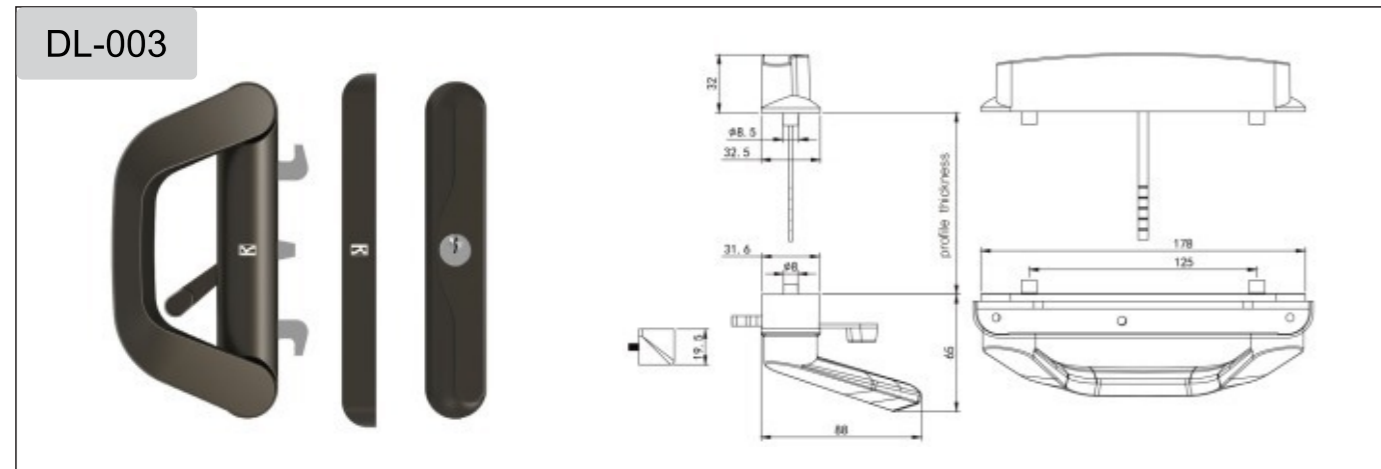
<p>Dummy:DL-3009A</p>	<p>DL-3009</p>
<p>Dummy:DL-012A</p>	<p>DL-012</p>
<p>Dummy:DL-020A</p>	<p>DL-020</p>
<p>Dummy:DL-015A</p>	<p>DL-015</p>

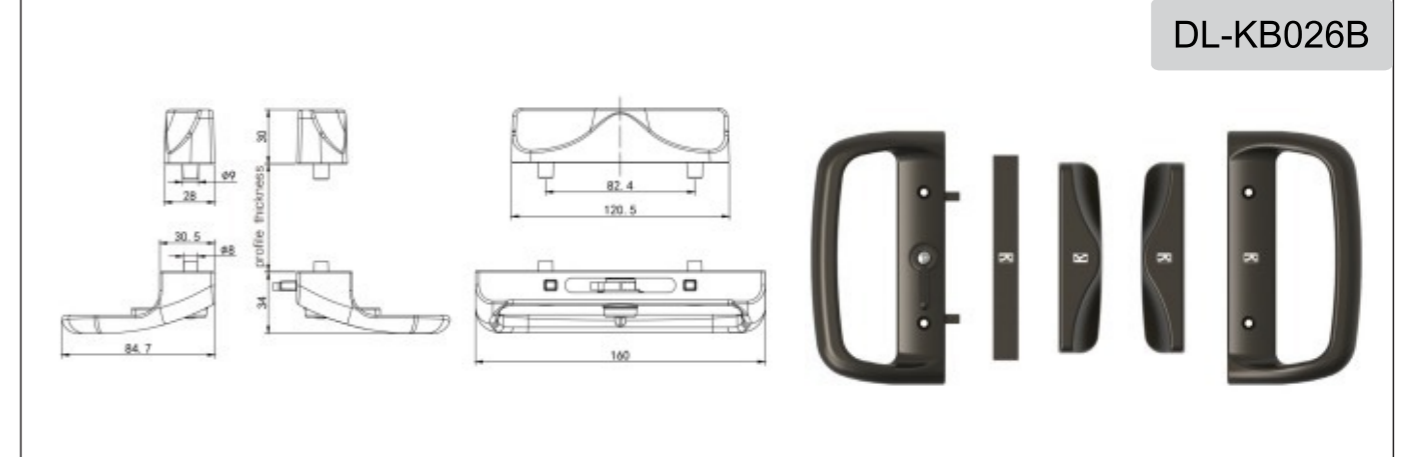
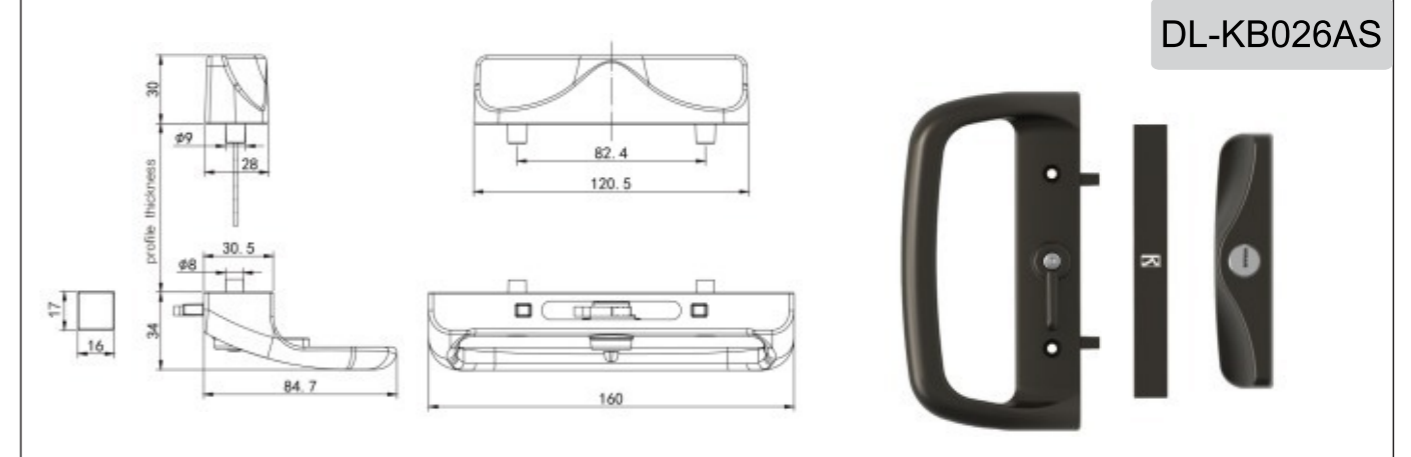
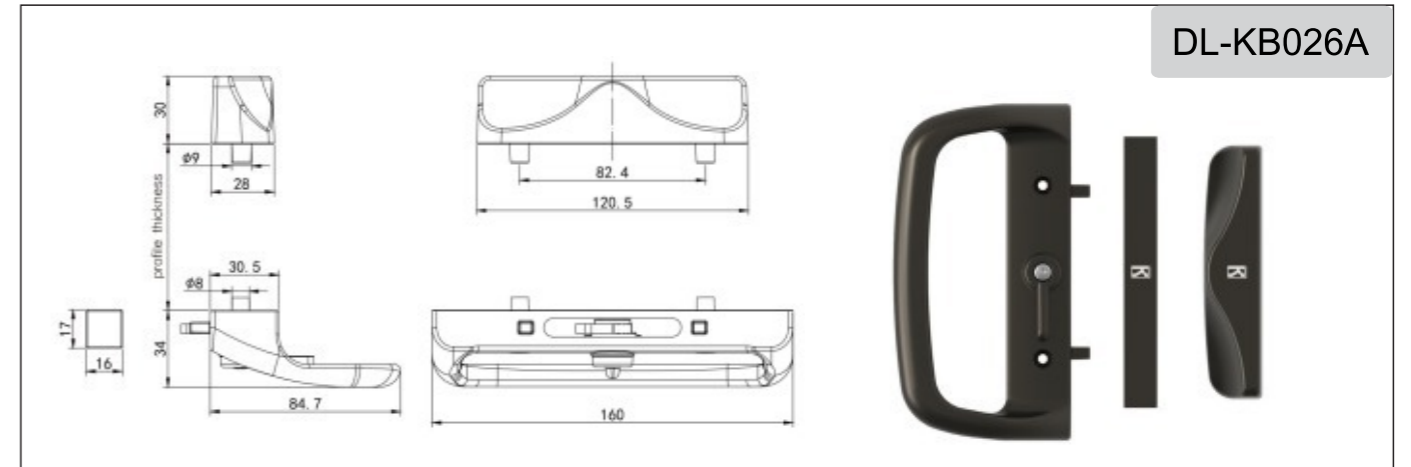
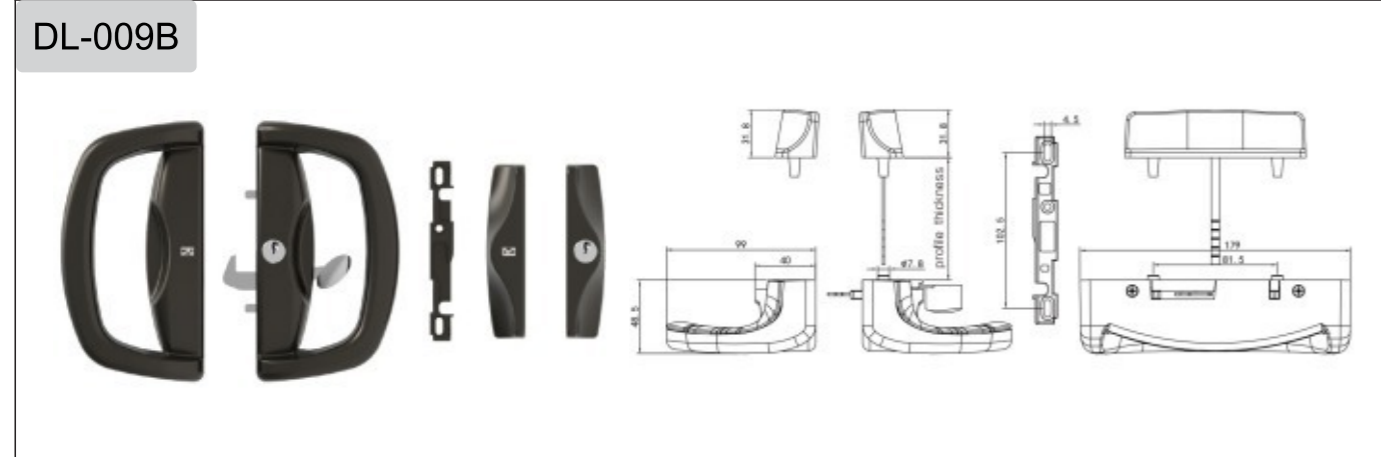
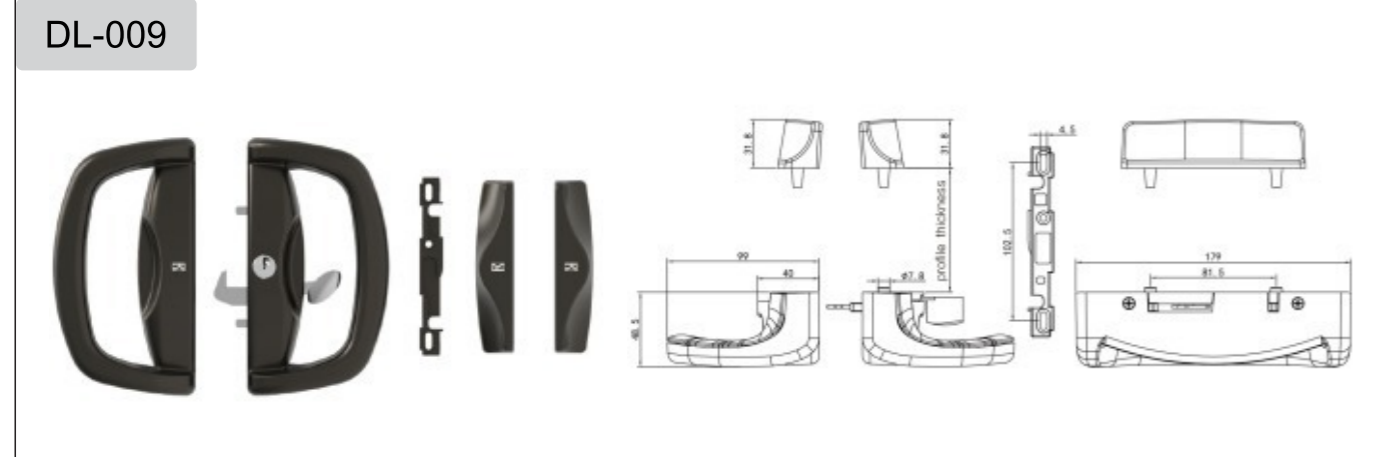
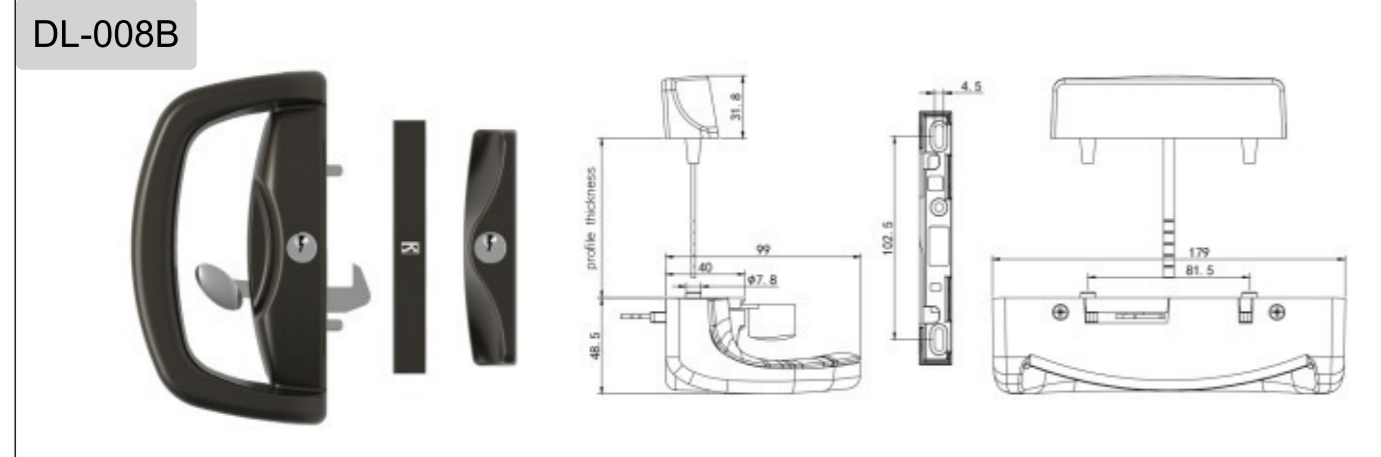
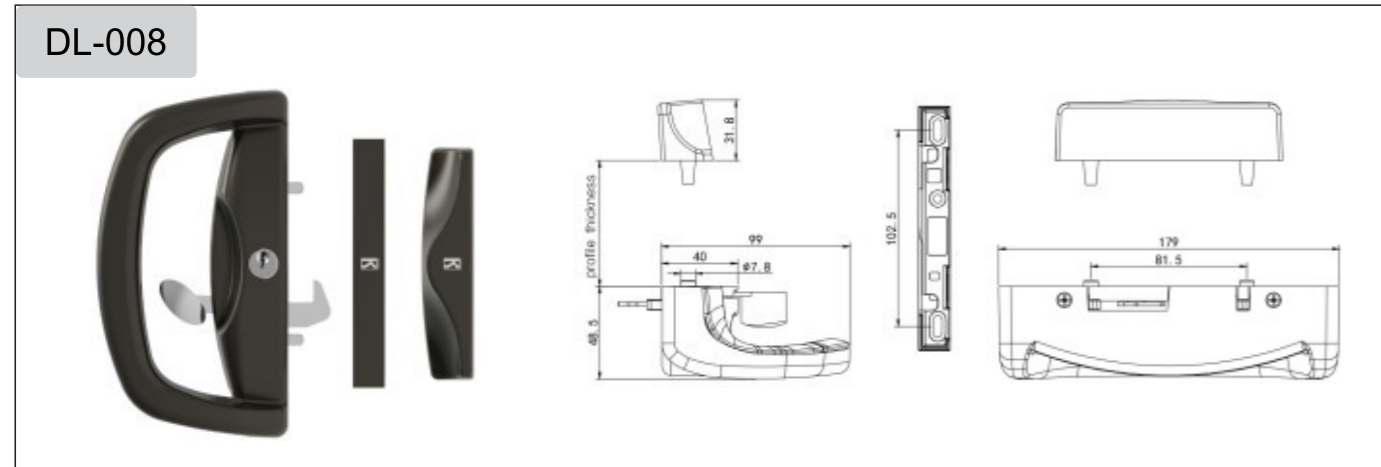




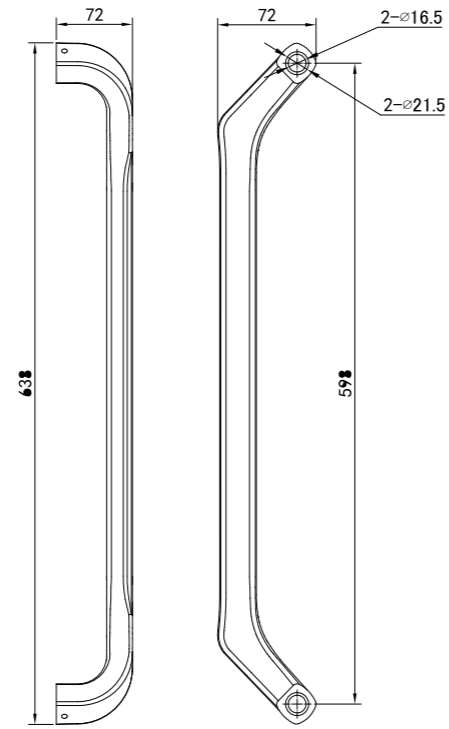

<p><b>FB-009</b></p> 			
<p><b>28-28S</b></p> 	 <p>A is the distance between cylinder's indoor end and center B is the distance between cylinder's outdoor end and center</p>		
<p><b>28-28T</b></p> 	 <p>A is the distance between cylinder's outdoor end and center B is the distance between cylinder's indoor end and center</p>		
<p><b>PJ-019F</b></p> 	<p><b>PJ-019B</b></p>  <p>Remark: In-frame Cylinder Cover</p>		
<p><b>DC-003</b></p> 	<p><b>DC-005</b></p> 	<p><b>DC-008</b></p> 	<p><b>DC-010</b></p> 

 <p><b>DL-001</b></p>
 <p><b>DL-001B</b></p>
 <p><b>DL-002</b></p>
 <p><b>DL-002B</b></p>

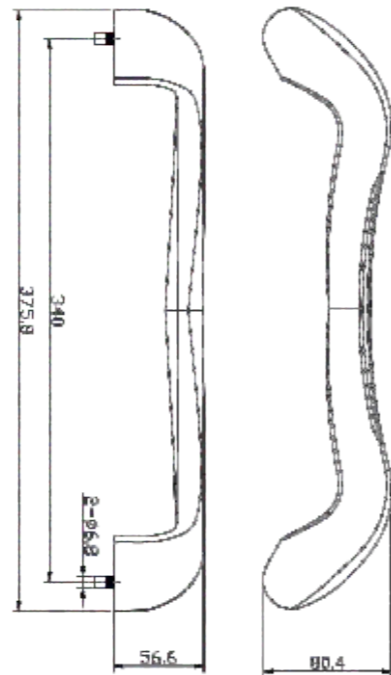




DL-017L



DL-155


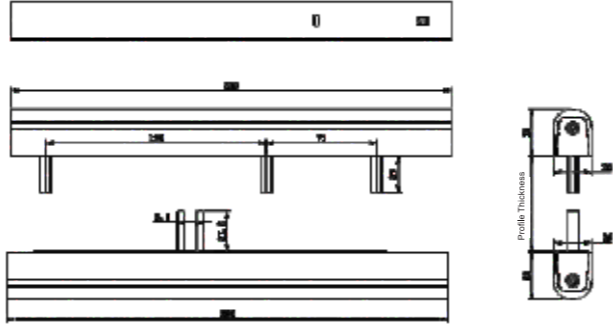

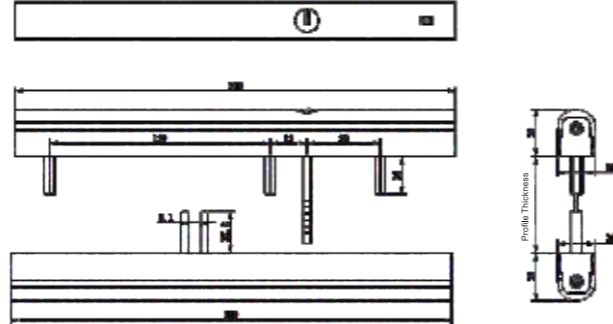



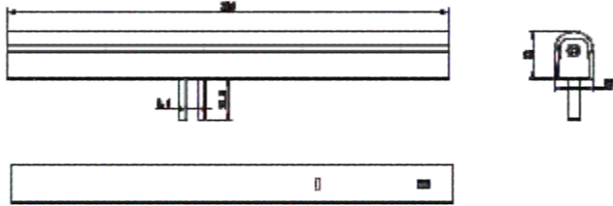


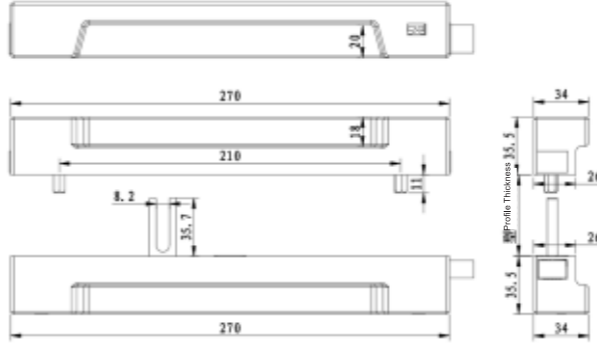

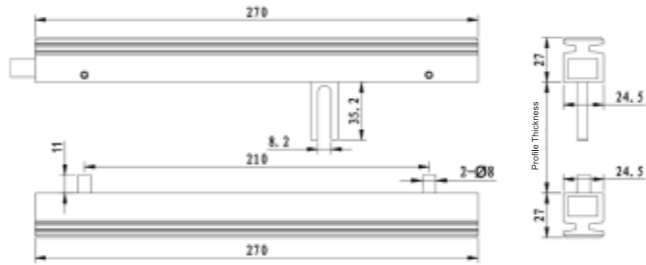

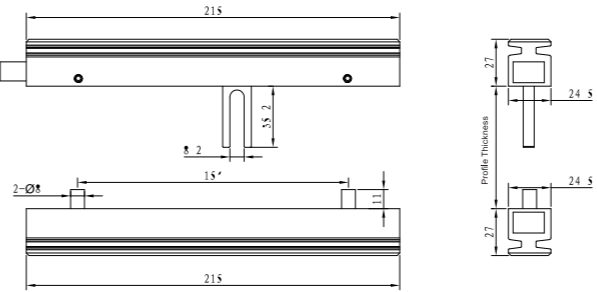

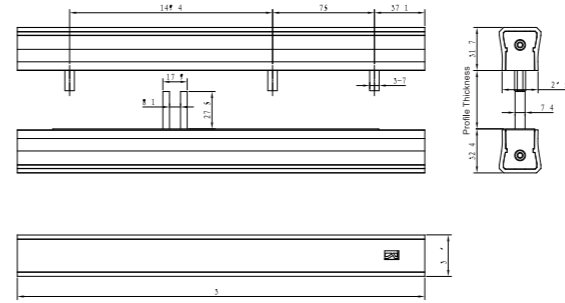

	<p>CS-001</p> <p>(L&amp;R)</p>
	<p>CS-K13A</p> <p>(L&amp;R)</p>
	<p>CS-005</p> <p>(L&amp;R)</p>
	<p>CS-K27</p> <p>(L&amp;R)</p>
	<p>CS-603</p> <p>(L&amp;R)</p>


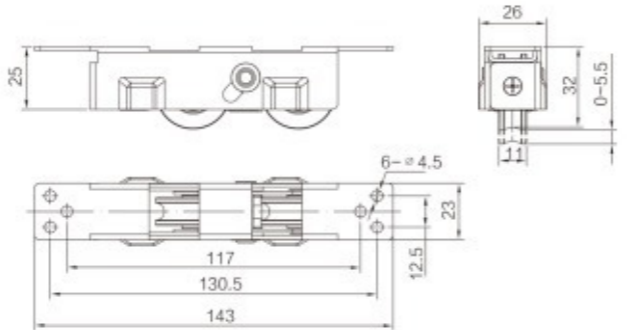

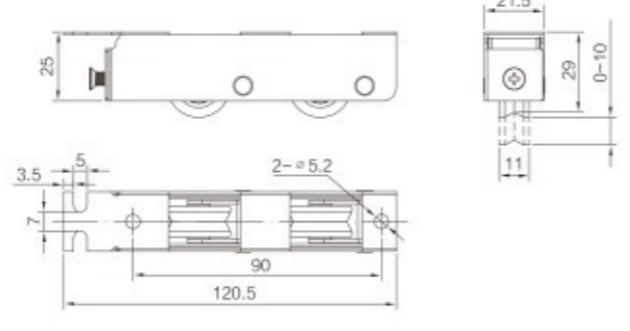

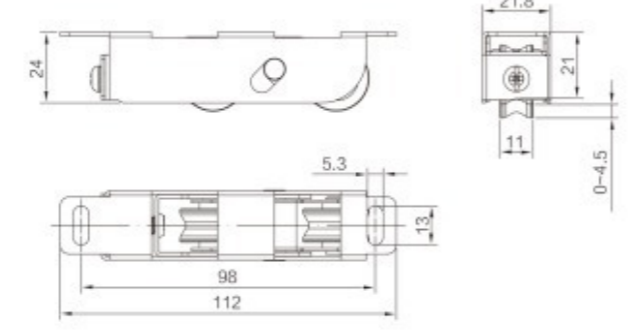

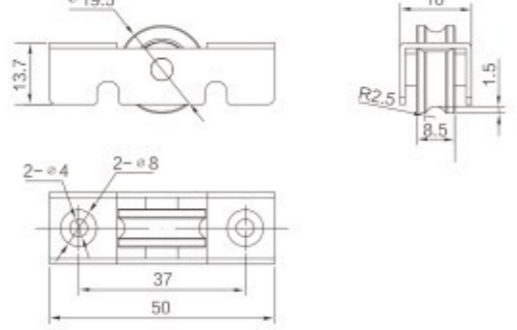


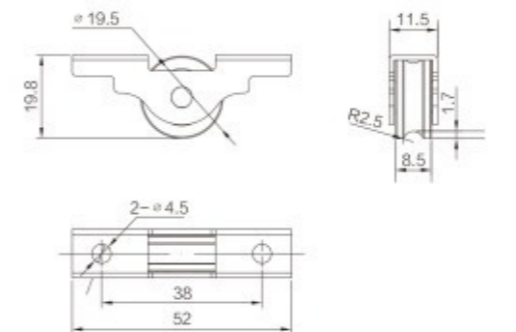

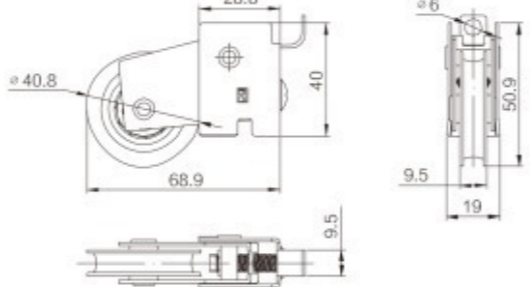

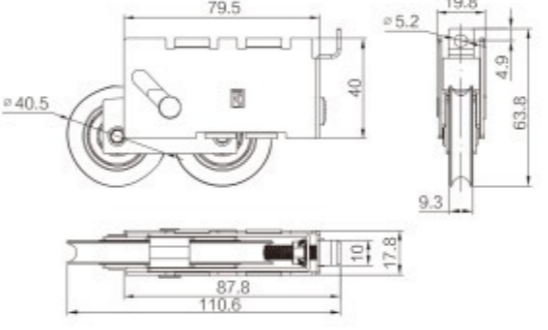

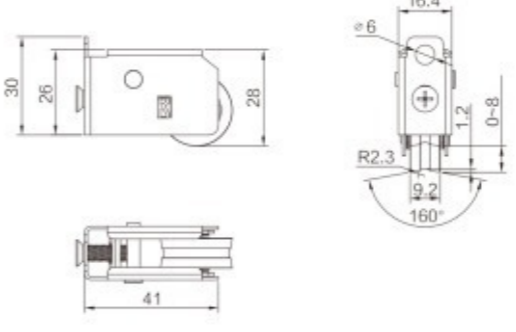

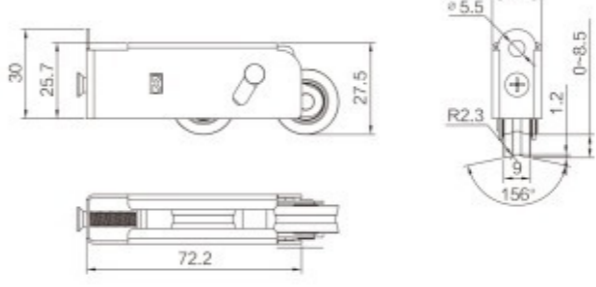

<p>SL-003</p>	
<p>SL-019</p>	
<p>SL-021</p>	<p>uneven hook</p> <p>even hook</p>
<p>SL-1007</p>	

	<p>SL-1007C</p>
<p>even hook</p> <p>uneven hook</p>	<p>SL-1007E</p>
	<p>SL-1007F</p>
<p>even hook</p> <p>uneven hook</p>	<p>SL-1007G</p>


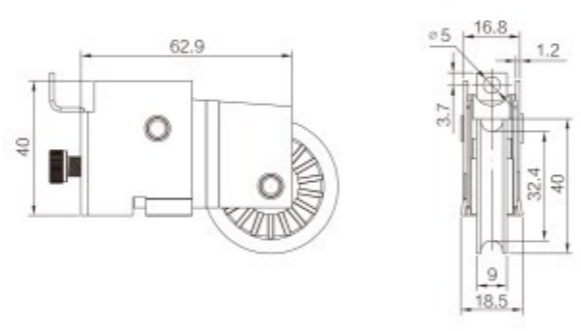

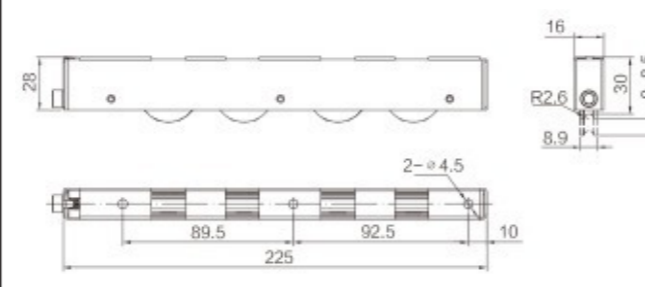
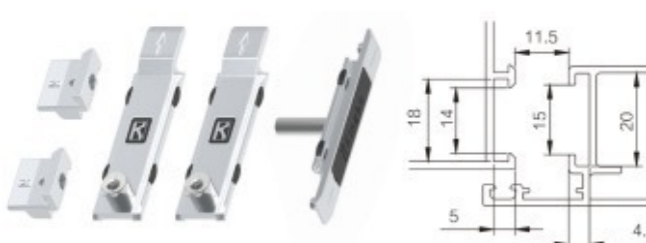

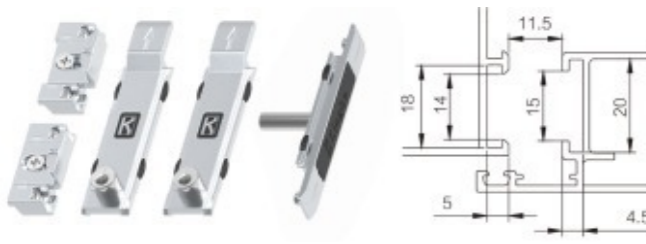

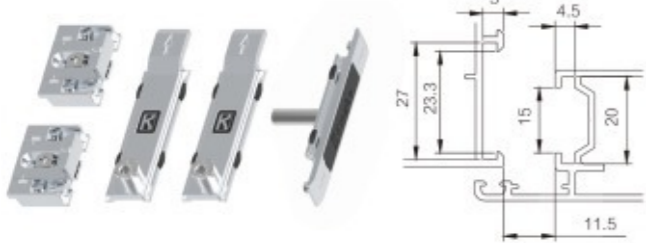

<p>SL-K503</p> 	
<p>SL-K503S</p> 	
<p>SL-K503B</p> 	
<p>SL-K503D</p> 	







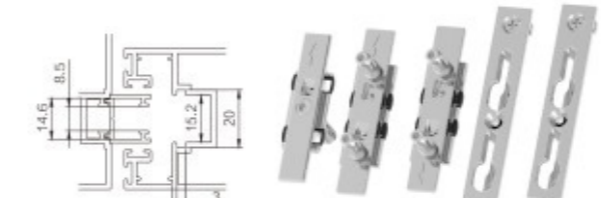

	<p>SL-1026</p> 
	<p>SL-1030</p> 
	<p>SL-1031</p> 
	<p>SL-3010</p> 

<p>26×25</p> 	
<p>21.5×25</p> 	
<p>21.8×24</p> 	
<p>16×13.7</p> 	

	<p>11.5×19.8</p> 
	<p>19×40</p> 
	<p>19.8×40</p> 
	<p>16.4×26</p> 
	<p>16.5×25.7</p> 



<p>16.8×40</p> 	
<p>16×28</p> 	
<p>PJT-001C</p> 	<p>PJT-019C</p> 
<p>PJT-001CT</p> 	<p>PJT-019K</p> 
<p>PJT-001KT</p> 	<p>PJT-003C</p> 

<p>PJT-003K</p> 	<p>PJT-004C</p> 
<p>PJT-018C</p> 	<p>PJT-023C</p> 
<p>PJT-008</p> 	<p>PJT-007</p>  <p>PJT-007B(Normal) PJT-007G(Full SUS304)</p>
<p>PJT-011</p> 	<p>PJT-009</p> 

<p><b>PJ-001</b></p>	<p><b>PJ-001T</b></p>
<p><b>PJ-007T</b></p>	<p><b>PJ-008A</b></p>
<p><b>PJ-136</b></p>	<p><b>PJ-137</b></p>
<p><b>PJ-075CT</b></p>	<p><b>PJ-075KT</b></p>
<p><b>PJ-105CT</b></p>	<p><b>PJT-105KT</b></p>
<p><b>PJ-003</b></p>	<p><b>PJ-112</b></p>

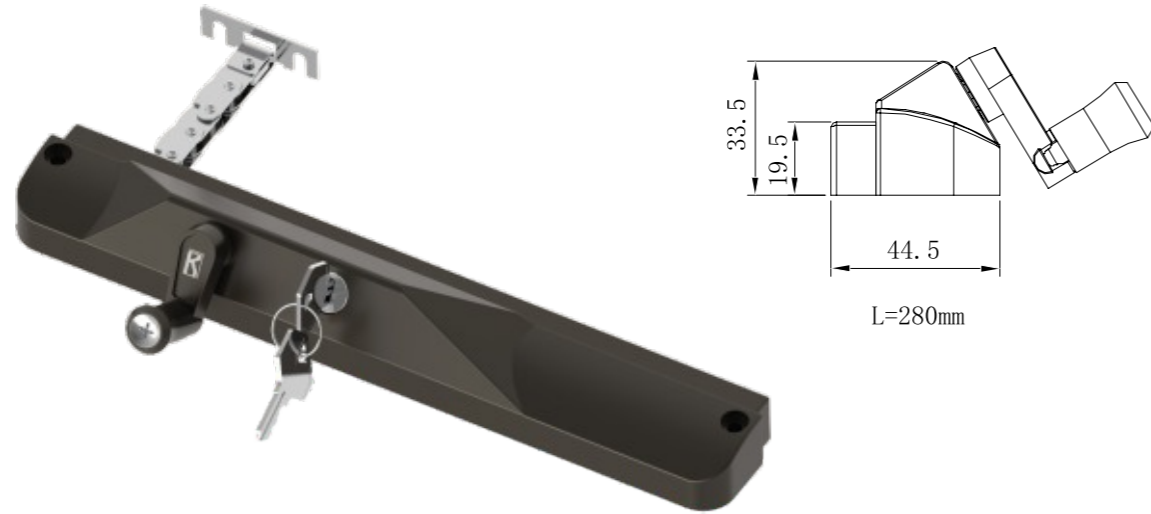
<p><b>PJ-074P</b></p>	<p><b>PJ-074T</b></p>
<p><b>PJ-127B</b></p>	<p><b>PJ-127</b></p>
<p><b>PJ-104T</b></p>	<p><b>PJ-074B</b></p>
<p><b>PJ-118C</b></p>	<p><b>PJ-118K</b></p>
<p><b>PJ-088B</b></p>	<p><b>PJ-077</b></p>
<p><b>PJ-124</b></p>	<p><b>PJ-111C</b></p>

<p><b>PJ-005</b></p> <p>G=20/25/30/35</p>	<p><b>PJ-003</b></p> <p>G=20/25/30/35/40/45</p>
<p><b>PJ-005S</b></p> <p>G=20/25/30/35</p>	<p><b>PJ-005G</b></p> <p>G=20/25/30/35</p>
<p><b>PJ-005GT</b></p> <p>G=20/25/30/35/40/45</p>	<p><b>PJ-005GS</b></p> <p>G=20/25/30/35</p>
<p><b>PJ-086C</b></p>	<p><b>PJ-086S</b></p>
<p><b>PJ-092</b></p>	<p><b>PJ-033</b></p>
<p><b>PJ-094C</b></p>	<p><b>PJ-094K</b></p>

<p><b>PJ-083</b></p>	<p><b>PJ-0084</b></p>
<p><b>PJ-804</b></p>	<p><b>PJ-807</b></p>
<p><b>PJ-808</b></p> <p>A=20, 25, 30, 35, 40, 45</p>	<p><b>PJ-809</b></p>
<p><b>PJ-911A</b></p>	<p><b>PJ-911B</b></p>
<p><b>PJ-911C</b></p>	<p><b>PJ-5590A</b></p>
<p><b>PJ-016</b></p>	<p><b>PJ-922</b></p>


## Chain Winder Series

Chain Winder

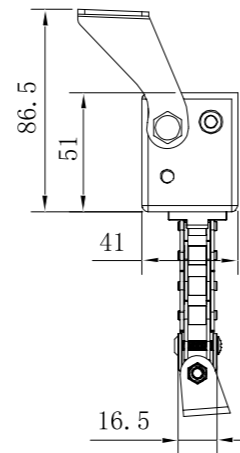



Electric Window Opener

Single Chain



Double Chain



Chain length	specification (L)	
	Single chain	Double chain
300mm	430mm	870mm~900mm
400mm	480mm	970mm~1000mm
500mm	530mm	1070mm~1100mm
600mm	580mm	1170mm~1200mm